

OFFICIAL GAME GUIDE FOR ...

Pokémon Cloud White

by *Shogun* a.k.a Maxcollet72 and *Ledxil* for the translation



Public document by Shogun and Ledxil. 2015-2016

Sommaire

OFFICIAL GAME GUIDE FOR	1
INTRODUCTION.....	5
FEATURES OF THE GAME	6
SOME HISTORY ABOUT THE NEW REGION OF MANGAN:	8
SUMMARY OF AZUR STORY (Spoiler!!!)	8
MEGA EVOLUTIONS	10
RECRUITMENT :	12
EVOLUTIONS :	13
NEW ITEMS :	14
- Mewtwoite :	15
NEW TRANSPORT SYSTEM.....	16
NEW POKEMONS :	17
BUYABLE HOUSES :	19
LEGENDARY POKEMONS :	22
THE POKEMON WORLD TOURNAMENT :	24
THE KOLLOSEUM	24
WORLD MAP :	26
SCENARIO : PROLOGUE : " THE SEVEN SAMURAI"	29
SCENARIO : MANGAN ARCHIPELAGO (INCLUDE "WAY OF THE SHOGUN")	30
PROTAGONIST	30
CHAPTER I : FROM SEVII TO IRON CITY	32
CHAPTER II : FROM OPAL CITY TO COPPER CITY	33
CHAPTER III-a : FROM EMERALD ROAD TO BAUXITOWN	35
CHAPTER III-b : FROM EMERALD ROAD TO RED TOWN	37
CHAPTER IV : FROM SILVER TOWN TO STEEL CITY	38
CHAPTER V : FROM JADETOWN TO KOBALT LAKE	39
CHAPTER VI : FROM KOBALT CITY TO MONT D'OR	40
SCENARIO : The Way of the Shogun.....	41
CHAPTER VII : FROM MAPPLE TOWN TO BLUE ISLAND	42

CHAPTER VIII : FROM WHITE ISLAND TO MANGAN CITY	43
CHAPTER IX : FROM MONT MANGAN TO USOKKI TOWN.....	45
CHAPTER X : FROM HEATRAN TO THE END OF THE "THE WAY OF THE SHOGUN"	46
SCENARIO :EXTENSION : "MASAMUNE DATE"	47
CHAPTER XI : FROM THE END OF "THE WAY OF THE SHOGUN" TO MARIVILLE	47
CHAPTER XII : FROM BOURG D'HEATRAN TO TARINOPOLIS	48
CHAPTER XIII : FROM BOURG FRISSON TO METALLOCEAN.....	49
CHAPTER IX : FROM MONT SALAMECHE TO INDIGOPOLIS	50
CHAPTER X : FROM DRACOPOLIS TO PUY MAGMAR	51
CHAPTER XI : FROM BLIZZAVILLE TO CIMETIERE OSSATUEUR	52
CHAPTER XII : EPILOGUE	52
CHAPTER XIII (alternative story) : DRAGON	53
"CONQUEST" PART:	53
Kyogre Sur Mer.....	53
Bulbibourg.....	54
Central Dynavolt	54
Caratroc	54
Regiville	54
Roitiville.....	54
Yveltal - le haut	55
Deopolis	55
Carmache sur Mer	55
Hypo-Le-Roi	55
Etourville.....	55
Majaspic-Le-Haut.....	56
Hypocean.....	56
Passerouge-Sur-Corayon	57
EXTENSION "SIDEQUEST IN JOHTO" SCENARIO.....	57
CHAPTER XIV : "THE NEW JOHTO GYM CHALLENGE"	58
CHAPTER XV : " THE RETURN OF THE TEAM GALACTIC /(Saturn)?"	59
CHAPTER XVI : "THE HERISSON"	61
CHAPTER XVII : "THE LAME"	62

CHAPTER XVIII : "THE DROP OF WATER"	65
CHAPTER XIX : "SNOW"	66
CHAPTER XX : "MEWTWO 2.0"	67
CHAPTER XXI : "THE DRAGON CLAN"	68
CHAPTER XXII : "The Dragon Duo"	70
FINAL CHAPTER OF THE ENTIRE GAME : "REBIRTH"	72
FREQUENTLY ASKED QUESTIONS :	75
WILD POKEMON LOCATION :	76
ANECDOTES :	92
BUG LIST :	99
GALLERY :	99

INTRODUCTION

Hello everybody!

I'm **Shogun** and I'm proud to show you the **official game guide for Pokemon Cloud White**, a game developed by myself with the help of **Ledxil**.

The game is a **continuation of Fire Red**. In other words, you follow the original story of Pkmm Fire red. However, **after the Sevii Islands, a new story begins for your hero** (In this document it will be named "Red"). New evil team and some legendary Pokémons are going to change totally the main storylines. So let's go together to the fabulous world of Pokémon Cloud White!

Pokemon Cloud White on Pokemon Trash

Pokemon Cloud White on Pokecommunity

Some information about the game:

The base rom is Fire red (E) 1.0.

The game developer is me, Shogun.

The game was **started in April 2015** with the name "**Pokemon Fire Red 493**" as a project name code.

Language: **English**(90%) and **French**(10%)

The new branch of the game includes more than **80 hours of scenario**;

Below is a list of the contributors and the tools I've used:

Credits:

Pokemontrash: French website; dollsteak; hackmew; lu oh; gogojjtech; Azurill; Karatekid; doesn't know how to play, linkandZelda, Azurile13, Mickey', Diegoisawesome, ...

Contributors & Team :

- Lunedi; Arka9; Phatsnguyen; **Ledxil**; Lukagba

Tools :

- A-map (1.92 & 1.95)	Hex editor MX	Advance Editor
- Yape	A-Trainer	
-GenIIIsuite	APE	
-Gen3tools	UNLZ-Gba	

Public document by Shogun and Ledxil. 2015-2016

- A-starter
- A-mart
- NSE
- XSE

FEATURES OF THE GAME

- **New Scenario (>80 h)**
- **New Regions (5 regions)**
- **New Rivals**
- **New evil Team**
- **New Graphism**
- **New music**
- **National dex “at the beginning”**
- **Physical/Special/Status Split**
- **New moves and abilities**
- **BW Repel System**
- **Exp Catch System**
- **Poison outside battle leaves 1 hp**
- **Run indoor**
- **Decapitalization**
- **New Battle Backgrounds**
- **Increase difficulty**
- **Day and night + Weather**
- **Pokemon World Tournament**
- **A tons of Anecdotes and famous quotes**
- **All the Pokemons are catchable**
- **Mega Evolutions & Prima Reversion**

- **More than 540 Pokemons**
- **Buyable Home**
- **Customizable Home**
- **New ferry and bus system**
- **New pokecenter**
- **An additional storyline based on the famous movie "7 samurais"**
- **All the gen of Pokemons**
- **Sprites are updated (trainers, Pokemons, etc)**
- **PokeMarts are updated**
- **New evolutionary stones**
- **Honey tree**
- **Black Market**
- **Some Hero from the anime and from other Pokémon Games**
- **New titlescreen**
- **Non linear storyline**
- **2 different ends**
- **...**

SOME HISTORY ABOUT THE NEW REGION OF MANGAN:

I'm only going to talk about Mangan in this page because the main game is there.

The new region of Mangan is the union of a lot of Islands: Blue, Red, White, Yellow, and Green Island. With name base on colors or some metal/stones.

All these region are based on france, Japan and some famous film, manga...

Shogun is the emperor of the new region called Mangan Archipelago. His clan, called the "Shogunat" is engage in a "Cold War" against the "Date Clan". Lead by a legendary samurai called Masamune Date. He leads a region called "Archipel Azur".

Some famous persons of the series were born here.

A Pokemon World Tournament takes place in Mangan, each years to decide one thing: Who is the best trainer in the world! During a long time, this tournament was won by Shogun and a mysterious man called Shingoku. These 2 guys are rival, but not ennemies. For some persons, Shingoku is the best trainer ever, that's why a lot of persons call him "God".

SUMMARY OF AZUR STORY (Spoiler!!!)

These events takes place in a region called Azur Archipelago. There, with the help of the seven samurai and Shogun, you will re-conquest the region. Indeed, a long time ago this region was under the control of your clan but after a rebellion, a clan called clan "Date", lead by masamune Date, took control of the entire region. Now, they are trying to destroy your clan.

At the same time, Peter told you to find a man called "Dragon". You learnt that "Dragon" is his father. Peter want to kill him to revenge his clan. Indeed, Dragon was the leader of the famous "Draconian Clan" : The dragon Tamer clan of Blackthorn city. But, one day he killed everybody of the clan except some people. One of them, Cecil, Dragon's Brother, told you the true story about the Slain of the clan : Dragon do that to prevent a rebellion lead by a man called shynryu. He do that to protect some legendary dragon type Pokémons and to protect his family.

After controlling the entire region, Masamune defy you at the top of the Mount Indigo. There, all your friends are in the incapacity to win against him. Indeed, Masamune had took control of the Legendary Dialga. Dragon came and try to protect Dialga but he die from a hit of Masamune. Before dying, Dragon explain to his son the true story about the slain of the clan. Then, Peter is furious and try to kill Masamune but he can't too. You are hurt too and you can't fight anymore. However at the last moment when Masamune and Shogun starts to














fight, Shingoku, a mysterious man (we just know some little things about him but we know he is the rival of Shogun and they had been teach by the same master) appeared and kill Masamue and shogun in one hit. The clan date is destroyed, and Shingoku flew.








In Mangan, Shingoku fight you and after his defeat, he decide to stop to train Pokémon.

MEGA EVOLUTIONS

32 Mega Evolutions are implemented in the game. To evolve into these Pokemons, you need to use a "**Mega Gem**". **Except for DracaufeuY (Charizard lvl 90), Mewtwo (Mewtwoite) and Rayquaza (Rayquazaite), etc.** Moreover, I'm going to give a "perfect lvl" to evolve. Indeed, to be more realistic I've update the moveset of the mega Evolution to be only interesting to use the mega Gems at an high rank.

Important note : 2 primal are now available in game.

-  Dracaufeu X : Evolve with **Mega Gem**
-  Dracaufeu Y : Evolve at **Lvl 90**
-  Tortank X : Evolve with **Mega Gem**
-  Venusaur X : Evolve with **Mega Gem**
-  Beedrill X : Evolve with **Mega Gem**
-  Garchomp X : Evolve with **Mega Gem**
-  Slowbro X : Evolve with **Mega Gem**
-  Jungko X : Evolve with **Mega Gem**
-  Swampert X : Evolve with **Mega Gem**
-  Blaziken X : Evolve with **Mega Gem**
-  Rayquaza X : Evolve with **Rayquazaïte**
-  Mewtwo Y : Evolve with **Mewtwoïte**
-  Gyarados X : Evolve with **Mega Gem**

-  Steelix X : Evolve with **Mega Gem**
-  Sharpedo X : Evolve with **Mega Gem**
-  Scizor X : Evolve with **Mega Gem**
-  Abomasnow X : Evolve with **Mega Gem**
-  Lucario X : Evolve with **Mega Gem**
-  Gengar X : Evolve with **Mega Gem**
-  Gallade X : Evolve with **Mega Gem**
-  Tyranitar X : Evolve with **Mega Gem**
-  Galeking X : Evolve with **Mega Gem**
-  Demolosse X : Evolve with **Mega Gem**
-  Ampharos X : Evolve with **Mega Gem**
-  Altaria X : Evolve with **Mega Gem**
-  Pidgeot X : Evolve with **Mega Gem**
-  Glalie X : Evolve with **Mega Gem**
-  Elecsprint X : Evolve with **Mega Gem**
-  Charmina X : Evolve with **Mega Gem**
-  Salamence X : Evolve with **Mega Gem**
-  Sableye X : Evolve with **Mega Gem**

-  Metagross X : Evolve with **Mega Gem**
-  Mewtwo X : Evolve at **lvl 90**
-  Alakazam X : Evolve with **Mega Gem**
-  Banette X : Evolve with **Mega Gem**
-  Mawile X : Evolve with **Mega Gem**
-  Aerodactyl X (Ptera X) : Evolve with **Mega Gem**
-  Absol X : Evolve with **Mega Gem**
-  Lopunny X : Evolve with **Mega Gem**
-  Pinsir X : Evolve with **Mega Gem**
-  Kangaskhan X : Evolve with **Mega Gem**
-  Groudon P : Evolve at level 90
-  Kyogre P : Evolve at level 90

RECRUITMENT :

I need help to improve the rom. If you are interested in just send me a message on :

pokecommunity

List of what I need some Help :

- New pokeballs

- Modifying the Shiny Ratio
- Inserting ASM features
- adding new music

EVOLUTIONS :

Kadabra → Alakazam : Lvl 45

Haunter → Gengar : Lvl 50

Machoke → Machop : Lvl 45

Onix → Steelix : Lvl 32

Kirlia → Gallade : Dawn Stone

Snorunt → Froslass : Dawn Stone

Feebas → Milotic : Water stone

Seadra → Kingdra : Lvl 46

Slowpoke → Slowbro : Sun Stone

Poliwhirl → Politoed : Sun Stone

Evoli → Espeon : Sun Stone

Graveler → Golem : Lvl 36

Lickitung → Lickilick : Moon Stone

Evoli → Umbreon : Moon Stone

Rhydon → Rhyperior : Lvl 56

Scyther → Scizor : Lvl 30

Electabuzz → Electivire : Lvl 42

Magmar → Magmortar : Lvl 42

Porygon → Porygon2 : Lvl 30

Roselia → roserade : Shiny Stone
Togetic → Togekiss : Shiny Stone
Murkrow → Honchrow : Dusk Stone
Misdreavus → Mismagius : Dusk Stone
Gligar → Gliscor : Lvl 32
Piloswine → Mamoswine : Lvl 42
Porygon2 → Porygon-Z : Lvl 42
Nosepass → Probopass : Lvl 42
Dusclops → Dusknoir : Lvl 44
Riolu → Lucario : Lvl 28
sneasel > Weavile : Happiness

NEW ITEMS :

The list below can evolve in the future

- Key Rocket 1 :
- Key rocket 2 :
- Ferry Card :
- Ferry Card BW :
- Ferry Card G :
- Bus Card G :
- Bus Card 1 :
- ~~- Bus Card 2 :~~
- ~~- Bus Card 3 :~~
- ~~- Bus Card 4 :~~
- Mega Gems :

- Mewtwoite :

- Rayquazaite :
- CKB. Katana :
- Hojo Katana :
- Shimazu Kat. :
- Takeda Kat. :
- Imagawa Kat. :
- Uesugi Kat. :
- Shogun Kat. :
- Pokegear :
- Lokh'pass :
- Air Altaria pass :
- Baie Grâce :
- Baie Beauté :
- Baie Sang-froid :
- Baie Robustesse :
- Baie Intelligence :
- Baie Auroros :
- Baie Genesis :
- Jaw Fossils :
- Sail Fossils :
- Skull Fossils :
- Armor Fossils :
- Honey :
- Subway Card :
- Down Stone :
- Shiny Stone :

- Dusk Stone :
- Frozen Rock :
- Moss Rock :
- GS Ball :
- Kollo Coin :

NEW TRANSPORT SYSTEM

A new system is available to move between the 5 regions of the game and to move into these region.

BETWEEN REGION (not implemented yet):

- **Vermillion City** (Kanto) : Available at the beginning
- **Isle 6** (Sevii) : Available at the end of the Sevii story
- **Copper City** (Mangan) : Available After you beat Leaf in Copper City
- **Green Island** (Mangan) : Available after you've received the title of "Samurai" in White Island
- **Mariville** (Azur) : Available after you've talk to Max in Ile Pourpre
- **Olivine City** (Johto) : After you've beaten Shogun to become the "Emperor"
- **Villa Johto** (Johto) : If the "Sea Wolf" is one of our assistant in "Villa Johto"

IN JOHTO :

The subway system replace the Train Station System. This system is available as soon you can go in Johto.

IN MANGAN :

- **Iron City** : Available after you've beaten Leaf in Iron City
- **Steel City** : Available after you've beaten Koga in Steel City
- **Jadetown** : Available after solved "Jade Grotto" problem

- **Silvertown** : Available after you've beaten Aldo in in Silvertown
- **Kobalt City** : Available after you've beaten Morgan in Kobalt City
- **Mangan City** : Available after you've beaten the Emperor in his castle
- **Usokki Town** : Available after you've beaten the Emperor in his castle

NEW POKEMONS :

I've had a lot of pokemons from the **gens 4 ; 5 and 6**. They are listed below :

Tyrantrum
 Scraggy
 Scrafty
 Turtwig
 Grotle
 Torterra
 Chimchar
 Monferno
 Infernape
 Piplup
 Prinplup
 Empoleon
 Starly
 Staravia
 Staraptor
 Shinx
 Luxio
 Luxray
 Budew
 Roserade
 Cranidos
 Rampardos
 Sheldon
 Bastiodon
 Combee
 Vespiquen
 Pachirisu
 Mismagius
 Honchkrow
 Gible
 Gabite
 Garchomp
 Munchlax
 Riolu
 Lucario
 Hippopotas

Hippowdon
Snover
Abomasnow
Weavile
Magnezone
Lickilicky
Rhyperior
Tangrowth
Electivire
Magmortar
Togekiss
Yanmega
Leafeon
Glaceon
Gliscor
Mamoswine
Porygon
Gallade
Probopass
Dusknoir
Froslass
Regigigas
Darkrai
Arceus
Victini
Snivy
Servine
Serperior
Tepig
Pignite
Emboar
Oshawott
Dewott
Samurott
Blitzle
Zebstrika
Zorua
Zoroark
Gothita
Gothorita
Gothitelle
Bouffalant
Larvesta
Volcarona
Fenekin
Braixen
Delphox
Greninja
Chesnaught
Chespin

Heatran
Xerneas
Yveltal
Pangoro
Pandicham
Boldore
Roggenrolla

+ ALL THE MEGA EVO AND PRIMAL

BUYABLE HOUSES :

During your travel you will find **8 buyable houses**. These houses can help you cause they contains a **lot of features** like a healer, a little mart, ...

Moreover, In Johto you will find a villa. This villa can be customize.

Sevii :

- House in Isle 5

Price : 100000pk\$

Features :

- House in Isle 6

Price : 150000pk\$

Features :



- House at Sevault Canyon

Price : 150000 pk\$

Features :

Mangan :

- House in Opal City

Price : 300000 pk\$

Features : Healer - 2 mart



- Villa Kobalt in Kobalt City

Price : 500000 pk\$

Features :

- House at Aspen Lake

Price : 400000pk \$

Features : - Healer - Pokéball seller - Honey Seller

Johto (It will be replace soon):

- Villa in the south West of Cherrygrove City

Price : Reward of the Johto Quest "Johto gym challenge"

Features : You can bought some customization :

- Healer : heal your Pkmn (50000 pk\$)

- The "Sea Wolf" : To travel fast between all the regions (100000 pk\$)
- Drug Dealer : Sell some medicine (50000 pk\$)
- Expand "Pokemon zoo" : more pokémon on your island (50000 pk\$)
- Underground Training Room : A room to train your Pokémons'EV faster (200000 pk\$)
- Dolls (50000 pk\$)

LEGENDARY POKEMONS :



33 legendary Pokemons are available in the game.

Mewtwo, Moltres, Zapdos, and Articuno are in the same place as the original game.

Xerneas : Lvl : 70 / At bourg Frisson

Yveltal : Lvl : 70 / At Puy Magmar

Arceus : Lvl : 80 / Between Opal Cityand Crystal River (in the Grotto)

Rayquaza : Lvl : 70 / Give at the end of the Scenario of The Red Island

Deoxys : Lvl : 30 / At Birth Island with the Aurora Ticket

Latios : Lvl : 50 / At Treasure Beach

Latios : Lvl : 50 / At Treasure Beach

Lugia : Lvl : 70 / At Navel Rock with the Mystik Ticket

Ho-Oh : Lvl : 70 / At Navel Rock with the Mystik Ticket

Groudon : Lvl : 70 / Near from the Spruce Peninsula

Kyogre : Lvl : 70 / Near from the Spruce Peninsula

Darkrai : Lvl : 70 / At Lost Cave

Victini : Lvl : 5 / Give by Shogun

Celebi : Lvl : 30 / at Ilex Forest

Jirachi : Lvl : 30 / At Icefall Cave

Mew : Lvl : 30 / At Three Isle Port

Regigigas : Lvl : 70 / At Ruin Valley

Dialga : Lvl : 70 / At the end of the Azur Scenario

Suicune : Lvl : 45 / At Rixy Chamber

Raikou : Lvl : 45 / At Liptoo Chamber

Entei : Lvl : 45 / At Viapois Chamber

Palkia : Lvl : At the End of Johto Scenario

Manaphy : Lvl : At Whirl Island (scenario event)

Cresselia : Lvl : At Sprout Tower (scenario event)

Zekrom : Lvl : At Mt.Silver (scenario event)

Reshiram : Lvl : At Dragon's Den (scenario event)

Keldeo : Lvl : At the west of the MooMoo Farm (scenario event)

Shaymin : Lvl : At Goldenrod City (scenario event)

Mewtwo (2.0) : Lvl : On a mysterious Island (scenario event)

Bonus : **Red Gyarados** : Lvl : 30 / At Lake of Rage

THE POKEMON WORLD TOURNAMENT :

The **PWT** takes place in **Mapple Town**. This place is only available after beating Giovanni in Mont d'Or.

Moreover, you need to complete some things:

- Defeat the **Kimono's sister**.
- Defeat **Hanzo Hattori** in Goldtown.
- Defeat the **Rocket Admin** in Opal City.
- Defeat **Master Mihawk** in Copper City.
- Defeat **Mr. Pokemon** at his farm.
- Defeat **Master Laure** at Empoleon Pool.
- Defeat **Aldo's Dad** in Silver Town.
- Defeat **Giovanni and Kain** in the Mont d'Or.

Your enemies at the PWT are Lvl **100** with team of **6 Pokemons**. Your team isn't healed between the battles. Succession of 11 battles!

If you won the tournament you can't retry it, but you **receive 500000 poke\$, Mega Gem x5, Master Ball x1.**

Battle list :

Musashi (*seven samurai*) → **Marc** (*Hoenn champion*) → **Peter/Lance** (*Kanto Champion*) → **Gold/Luth** (*Johto Hero*) → **Cynthia** (*Sinnoh Champion*) → **Steven** (*Hoenn Champion*) → **N** (*Unova trainer*) → **Blue/Regis** (*Rival*) → **Shogun** (*Emperor*) → **ShinGoku** (*???*) → **Ash Ketchum**

THE KOLLOSEUM

The Kolloseum is another pokémon tournament. It takes place in Johto, next to Olivine City.

In this tournament you have 3 fighting modes :

- Normal : A PWT like. 10 trainers to fight. Prize : 1Kollo Coin + 1 Rare Candy + 1 pp up
- Duo : 10 trainers to fight in duo battle. Prize : 1 Kollo Coin + 1 Black Sludge + 1Rocky helmet
- Inverse : 10 trainers to fight in Inverse battle. Prize : 2Kollo Coin + 1pp max
- Bet : 10 trainers to fight but before a battle you need to pay money. Prize : 1kollo coin and ...
your bet *1,5 for each battle you won.

In the Main Hall, you can exchange your coins against some prize. For example, against the red orb (4 coins), rare candies, etc.

The Kolloseum isn't a Nuzlock Challenge. You can retry it.

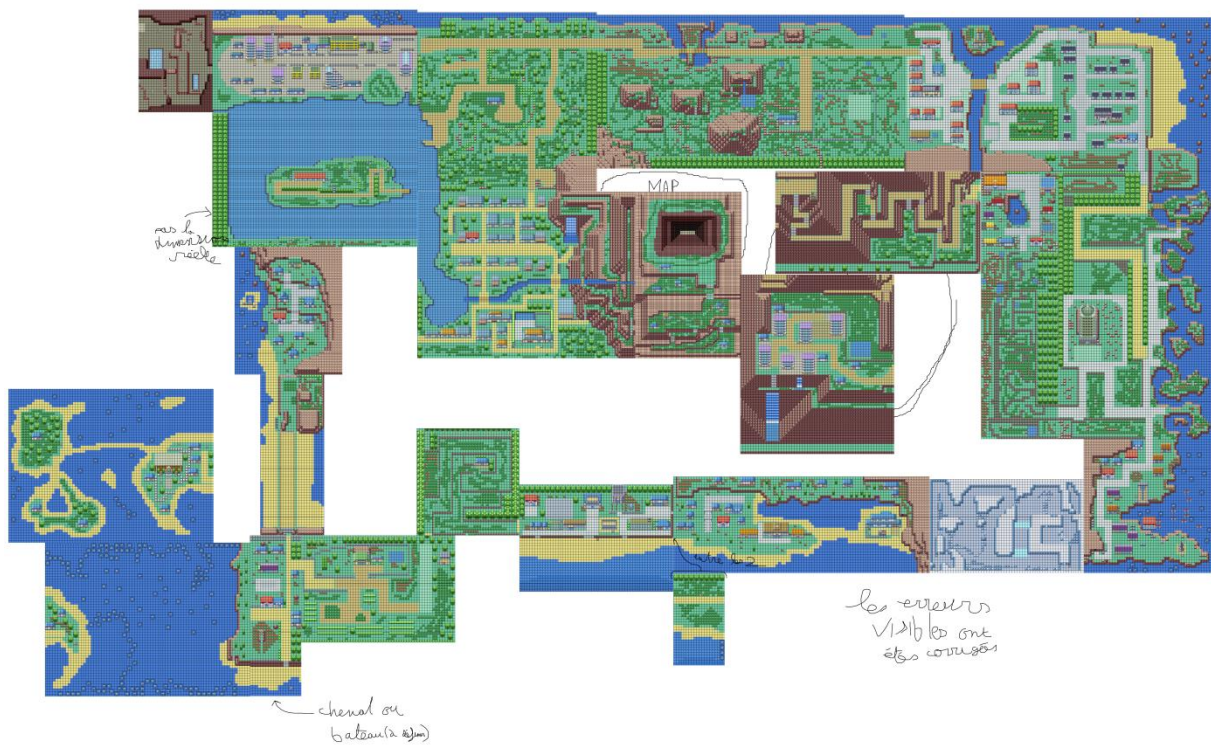
Trainer List :

- Ash Ketchum
- Brock
- Ondine /Misty
- Max
- Cynthia
- Drake
- Cecil
- Steven
- Silver
- Leaf

WORLD MAP :

Pokemon Cloud White have the biggest map ever for a Pokémon Game.

5 Regions : Kanto + Archipelago Sevii + Archipelago Mangan + Archipelago Azur + Johto





SCENARIO : PROLOGUE : " THE SEVEN SAMURAI"

This prologue is available during your peripety in the Sevii Islands. Find all the seven samurais and defeat them to earn gifts and complete your Pokedex.

All the Pokémon are lvl 100, and some of them are legendary Pokémon or mega evolutions.

You can **rematch** all the seven samurai. Their team changed into stronger team.

Shogun : Isle 6 (Town)

→Gift : **Victini** lvl 5

Kojiro : Isle 3 - Bond Bridge

→Gift : **Snivy** lvl 5

Musashi : Isle 3 - Bond Bridge

→Gift : **Oshawott** lvl 5

Max : Isle 6 - Water Path

→Gift : **Tepig** Lvl 5

Masamune : Isle 2 (Town)

→Gift : **Froakie** Lvl 5

Tokugawa : Isle 4 (Town)

→Gift : **Fennekin** Lvl 5

Kikuchiyo : Isle 1 - Kindle Road

→Gift : **Chespin** Lvl 5

SCENARIO : MANGAN ARCHIPELAGO (INCLUDE "WAY OF THE SHOGUN")

→PROTAGONIST

I've only listed the player who isn't in the original game, however some heroes like Blue or Brock can appear in the storyline.

Leaf

She received a Pokemon the same day as you. She loves grass pokemons. You meet her for the first time in Steel City. ~~She is your Girlfriend.~~^^.

Shogun

The Leader and creator of the seven samurais. After that he is the Emperor of the Archipelago Mangan. He controls all the Daymios and he never moved without the "Hatamoto," the watch dogs.

Dragon

A strange man... He is Peter/Lance's dad. Moreover, he was the master of the Draconian Clan of One day, he had destroyed his own clan. That's why nobody knows where he is now.

Kain

The leader of the Team Rocket in Mangan Archipelago. He is a friend of Giovanni.

Ash Ketchum

With his Pikachu: they want to try the PWT.

The Seven Samurais

A team of the strongest samurais ever. They are in Sevii for a mission...

Masamune Date

Cecil

Dragon's Brother and father of ... He lives in Leviathor-Le-Lac

ShinGoku

His nickname is "God." Legend says he was the first to defeat Shogun and ... the only one.

The Four Rocket Brothers

Remember, at Sylph Co, ... Now they work for the Date Clan.

Omicron

Leader of a mercenary alliance called Team Omicron

Venus

Team Saturn Leader. She have accepted to fuse her team with Team Rocket. Team Saturn comes from the Region of Sinnoh.

Gold

Hero of Johto. He will help you in Johto.

Silver

Gold's Rival. He will help you to beat the Team R in Johto.

Shynryu

Also called the "Farsweaver". The best friend of Dragon and the leader of the Farsweaver. He tried to destroy the clan of Dragon.

Sarutobi

The leader of the "Blossom State".

Max

One of the Seven Samurai. He is your first assistant in all your mission for (or as) the Emperor.

→CHAPTER I : FROM SEVII TO IRON CITY

Legends : **Cities** - **Characters** - **Items** - **Event**

From **Outcast Island**, take the Channel at the North. A guy will block the way if you haven't beaten the Team Rocket at the **Rocket Warehouse in Isle 5**.



Prof Chen/ Oak is here to present to you the region with **Blue** who is in Holidays.

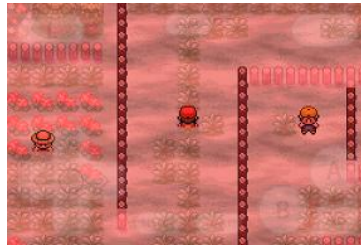
In one of the houses, **An old man explains the use of mega gems**. Another man speaks about the PWT at west.



Blue battles you when you meet him. He will give you **mega gem**.

The bridge at the North is blocked by some engineers. Same problem at west so you need to go to the east: to **Mr. Pokémon's Farm**. You fight him and after the battle he explains how to use a mega gem(He gives you his **Mega gem**).

Continue your progression at the N-E and enter in the **Tin forest**. You will find a house called **maison simularbre**. Indoor, you can fight **Master Rob woodcut**. However, to receive a **mega gem** you need to defeat the **Rocket Grunt** near the exit of the **Tin Forest**.



In **Iron City**, you meet **Leaf** for the first time. She is your new rival. She uses Grass-type pokemons.

In the City, a **rocket grunt rackets you** in front of the **Iron City Mall**.



You find a **swimming pool** (you are facing a succession of swimmers and you should defeat them to get a **mega gem**).

At the center of the city, there is a **battleground**. A **man proposes to measure yourself to competitors** and as a reward you get a **mega gem**. Succeeding trainers 70-80-90-100 levels with 3 mega Pokémons not evolved.

→CHAPTER II : FROM OPAL CITY TO COPPER CITY

Sylph Co Pokeballs factory: inside is the **rocket grunts who steal Pokeballs**. You beat them, and they disappear. An **admin** is present and asks if you are Red. He explains further to your surprise that the rocket team had a subsidiary on the red island (or mangan in traditional language) led by a friend of Giovanni's childhood while preparing a huge blow. Then he fled. The store manager gives you a **Master Ball** to thank you for clearing out the bad guys.



You can purchase the villa (Liquid Crystal eye blink) right for the amount of \$300000pk.



Fight against the karate gym. Then, defeat Chuck who gives you a mega gem after.

Thereafter, enter the ice cave east. Olga/Lorelei awaits you and offers a mega gem if she loses. Nothing else to report in this cave, so you can continue your way to the exit located to the right of the cave.



Arriving in Cooper City, you were told by a police officer that Team Rocket is hiding somewhere in the city.

You can enter the Copper Lighthouse where there are several floors and you can see Kanto but also where we can confront blockers. One of them offers a mega gem.

A school and a ferry station are also present in the city.

At the heart of the city, Leaf intends to challenge you and this time she has 6 starter Pokémon. Once she is beaten, Blue confronts you and says he lost against Leaf.

At the forefront, Mihawk master confronts you and offers you a ticket to a distant island ...



One of the **team rocket grunts** is hiding next to a building and battles you. When he loses, he gives you the key to the warehouse.

You enter the warehouse and you battle the grunts :→→→ They come from the gathering of teams from other regions that fall under the banner of the rocket team. In the end, we find the admins (Rocket and Saturn*). We must face them both, and they desert the warehouse following a crushing defeat. Before leaving, they tell you that Giovanni will join them once they have taken the north and the radio tower, then the **"plane CLOUD "**can begin.

** Team Saturn is a subsidiary of the sinnoh's team Galactic.*

→CHAPTER III-a : FROM EMERALD ROAD TO BAUXITOWN

Route Emerald and Emerald Tower: You meet **Agatha**, and she challenges you. She says she comes to see you, and Chen said that this tower is an ancient symbolic tower in honor of the Pokémon of Heaven but now it became a **radio station**. She offers a bus card 1 after your victory.



Inside, you find the teacher who came to Chen exclusive radio address, but he was captured by Team Rocket / Saturn. **Blue** and **Leaf** arrive, and everyone looks after the admin. Then, the boss arrives. His name is **Kain**. **Blue** and **Leaf** take them while you battle the last grunt. But they lose. Fortunately, they prefer to take flight while taking with them **Prof. Chen**.

Agatha decides to return to tell **Peter** what's going on here. (Not scripted for now)

On one of the peninsulas, a wise old man tells you about **Rayquaza** and the tower.

On another peninsula, **Flora (May)** confronts you with a team of six Pokémon from Hoenn. She offers you a **ticket** to a distant island



y Shogun and Ledxil. 2015-2016

Edition 1.4

Choose: Go north or west.

Left: **Oak Labyrinth**. Nothing in particular. **Brendan** challenges you and seeks **Flora**.

Top left: **Goldtown and Casino**. At the entrance of the casino, an anonymous Rocket member is blocking your road and defies you in the casino. You learn that this casino belongs to the team R. This woman is actually **Venus**, the new leader of the team Saturn.

In one house, an old man tells you the history of the Mount to the west, another talks about the history of the legendary ground and kyogre in the region, and another says that the water in the middle of Goldtown is the remnant of a lake created by kyogre long ago. One last old person talking about the name of the region. We find a market or the gentleman sells TM.

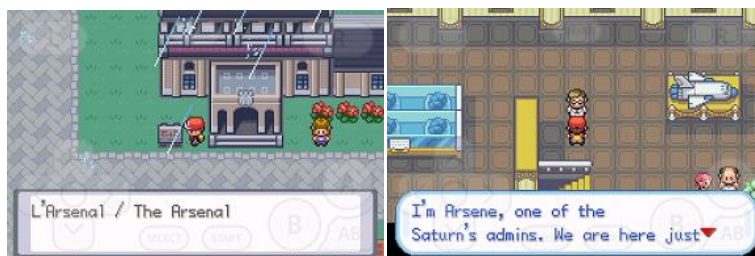


The large building is a private tournament against ninjas. "**Dojo Hattori**" is the name of their leader.

Arrival in **SilverCity** at the north and **BauxiVille** (Northwest):

Silver City: Arsenal: The grunts of Team Saturn are collecting information about Kyogre in the building. Council is also found in SC **Aldo** 4 which is a pilgrimage with his family before climbing the **Mount d'Or**. He

challenges you and you learn the news. He decides to go on to **Mount d'Or** to train and be ready when the time comes.



You find his family in one of the houses. You will learn that Chuck and Aldo are childhood rivals and they grew up on the island before leaving each to their way. **Aldo's father** challenges you and gives you a **shiny Charmander**.

You then turn west towards **Bauxville**. **Venusaur park** is found south east of the city.

The master **Norris** is on the small square and challenges you. After, he offers you a **mega gem**.

Ondine/Misty is on deck and tells you that she came to visit the lighthouse after the competition at the **Empoleon pool**. But it is closed, so he challenges you. She offers her **mega gem** and advises you to go to the pool where the best water trainers are found.



You go to the pool, and trainers challenge you.



→CHAPTER III-b : FROM EMERALD ROAD TO RED TOWN

Goldtown winding road heads towards the west and a city: **Red Town**. It could be able to see the **terrible "God" ShinGoku who is meditate at the waterfall**. **In Gold town You have also a castle. I suggest to fight them now!**



In the background, you will find the **Mont Rouge**.

→CHAPTER IV : FROM SILVER TOWN TO STEEL CITY

We pass on the **cliff road west of Bauxiville**. You can see the **Tanko waterfall**. **Brock** challenge you right next to the falls. He offers his **mega gem**.

Even more to the west, the **emerald forest** where we find **Blue** at the lakeside. He cannot find any clue to the team rocket and wants to challenge you because he does not understand how he could be humiliated in his last fight. He loses and you get a **bus card**.

Go see also **houses pines**: a **man teaches you the ultimate techniques**.

Still further west, **Steel city**: **Brendan** is there and prevents you from going to the **steam cave/Vapor Grotto**. He tells you that the bridge is open to the south. At the town, **Koga offers his mega gem**.

Several buildings: A **Casino (Casino Miaouss)** A **combat restaurant**, a **theater (Pichu'Show Stadium)** and a **luxury hotel (Grand Hotel Snorlax)**.



The Team Rocket is in the hotel ... to welcome the return of **Giovanni !!!** While spying, you discover that **CLOUD**: The plan is to attract Kyogre and

Groudon to unleash Rayquaza which comes from the nearby Hoenn to stop them.



The problem is that it is too strong and therefore **Giovanni gets Mewtwo**. He wants Mewtwo to be able to control Rayquaza. Then, he will use mega developments on them. The end of the deal would be to share: Rayquaza would go to Team Rocket and Mewtwo to Team Saturn. With Rayquaza, they would have the ultimate weapon through his power, and they could control the weather and create drought or flooding stress at will.

Giovanni objects! He says he does not want to hear the name of Mewtwo and declares with his training he became able to fight even legendary pokemons. Immediately after, you will find and make the two adversaries decided to confront you, but Giovanni says he wants to face you alone and he will beat you! After winning, you get the bus ticket 3. You find yourself in a house with the daughter of Koga, from Steel City, who came to your rescue. Koga then arrives in the home and ensure that you are well.

He tells you he heard a loud noise at the west.

Auditorium at Steel city kimono with the sisters (Johto): a room rune win.

→CHAPTER V : FROM JADETOWN TO KOBALT LAKE

So you hurry and go to **Pirytown**. You take **the jade bridge** or a succession of trainers await you. After **Leaf and Brendan** tell you that large waves raged over the city, **Erika and Lt. Surge** were at the tournament and have seen the storm.



Surge said to you that **jade cave** is open and Team Rocket entered it. You say that you are in charge, but he does not believe you are capable and wants to make sure of your strength. He challenges you and offers a **mega gem**. In the cave is **Kyogre** and TR **Giovanni**. They try to unleash it to capture. You watch helplessly the success of Giovanni while you take care of the admins. Then, you go to help **Blue** at Kobalt Lake.



You get **into the warehouse with a key**, and there are grunts of the 2 teams. When you get to Boss **Giovanni** and **Kain**, they challenge you, **Peter** and Mermaid arrive accompanied by **Giovanni**. **Leaf** and you face them. They fled leaving **Prof. Chen** who tells you they go to **Mont d'Or** to trigger the arrival of **Groudon**. **Blue** and **Chen** return to Kanto because they are too weak. You go to the mountain (access unlocking script has the mountain).

→CHAPTER VI : FROM KOBALT CITY TO MONT D'OR

Going to the south, you get to **Kobalt City**. The foot of the mountain is inaccessible. One of the stores includes full sales letter, another specializes in berries, another sells bicycles, and finally the **herbalist who sells all herbs**. A **villa** is also available to buy (\$ **500000pk**).

A **Red River Cascade** and Mangan

A **shopping center** (2nd of the island) and **Blue** are present. Blue tells you he is going to go to **the central island** of the lake because he believes the rocket are going to **Steel City**. You can challenge **Morgan** at the waterfront. He offers a **Mega gem**.



Members of the league team help you. You manage boss **Kain** who loses despite the fact that he just captured **Groudon** before your eyes. **Groudon** and **Kyogre** are released by **Giovanni** who triggers the arrival of **Rayquaza**. **Giovanni** uses a Master Ball recovered at Opal city. **Kain**, then, releases the captured Rayquaza to use his Rayquazaite. **Giovanni** challenges you. You win, the bad guys go away and disperse in legendary places. **Giovanni** has seen its **Rayquazaite** and **Rayquaza** while **Leaf** gives you the **Mewtwoite** that Kain had.



FIN

SCENARIO : The Way of the Shogun

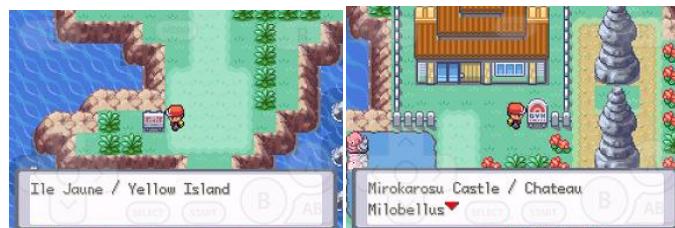
→CHAPTER VII : FROM MAPPLE TOWN TO BLUE ISLAND

World tournament : Chenal west to an island, Spruce Island, with its center in a room or place on PWT: the Tyranyt'arena. Nothing special about the island except a few shops and a Pokémon Center.



We are told that ShinGoku and Shogun are rivals and still have the same number of wins and losses in their confrontations.

Leaving **Jade Town** westward via the **channel**, we arrive at **Yellow Island**, nothing but a healer in a house, ranchers, and the **Hojo clan** (**Chateau Mirokarosu** (Milotic)). Fight **Hojo** to get your first sword and become a **"Yari"**.



The village is on two islands. We arrive at the **Blue Island**. Presence of **Fushigibana Iftown** (Venusaur) (shimazu clan). Presence of the Pokémon Center.



We go back to a "road to puddle" and crosses **Ash Ketchum** with his Pikachu, who trains exploiting the surrounding water. He offers you a **pass ferry** to access the **Ile Blanche / White Island**.



Then, we arrive in **Oak Town** and **ferry station**.



The ferry takes you to the first snowy island of the game : **White Island**.


→CHAPTER VIII : FROM WHITE ISLAND TO MANGAN CITY

You come to the west of **White Island**, **Pine Town**, **ferry station**. There is a mart and a Pokemon Center. To the north is the forest and is a route to the **frozen lake**. Arrival at **The drill FirForest and Hamlet**. To the east, the **Takeda clan** and their **castle called Bashamo** (Blaziken).



North of the castle, the **valley Yukino** (Abomasnow). Go through if you want to go to the **Imagawa Clan Chateau Denryu** (Ampharos) A victory unlocks access to **Green Island**, but you also move to the **samurai hierarchy**.

Arriving by northern island green at the ferry station, you see a PC and a Pokemart. The village is **Walnut Town**.



Further south-west, **Mapple Town** inhabited by **Prof Chen / Prof Oak**.

East of Mapple Town is Elm Town.



Amidst the road stands a white mountain called **Mount Elm**.



We continue south to the capital of the archipelago: **Mangan City and Mount Mangan**. **Bus station** and poke center + Pokemart + **the castle of Emperor Shogun, the castle Bakufun** (Typhlosion), but **Shogun** is absent at the moment because he went to **Raichu power plant**. Also, the **Dragonite tower / Kairyu Tower** can be seen. Climb Mount Mangan west to reach **the cable car** back down to **Aspen City**. During your journey to the west, you'll be likely to find a **small island** to the north. You must capture **Heatran** to complete this scenario.



→CHAPTER IX : FROM MONT MANGAN TO USOKKI TOWN

After managing to cross to the other side of the mountain via the cable car, you reach a town cut in two: **Aspen and Aspen Rock Lake**, where you can find a **house for sale** but not very expensive.



To the north is a small castle belonging to the **Uesugi Clan: Chateau Erureido** (Gallade). Your reward will be the title of "".



To the west is the suspended road and the **Central Raichu**. Inside the latter, the **Emperor** finds you. Once arrested, you are returning to his castle for a challenge.



We arrive at the last city, **Usokki Town (Sudowoodo Town)** with its Pokecenter and bus station. Note that the **G bus card** is given to you by the Emperor in the final script, so you are forced to walk the other way.



→CHAPTER X : FROM HEATRAN TO THE END OF THE "THE WAY OF THE SHOGUN"

We go to defy the emperor* who you defeated once and said that you are not emperor. Indeed, to prove your talents to the people you need to capture the Pokemon symbol of Mangan islands: **Heatran**. Once captured, you must go back to the emperor. You then become official, Emperor ... !!!

**** If you haven't fight in the last castle who is in Red town (explained in this walktrough), the guard will not disappear!***

FIN

NOW YOU HAVE 2 POSSIBILITIES : "MASAMUNE DATE" OR/AND "SIDEQUEST IN JOHTO"

SCENARIO :EXTENSION : "MASAMUNE DATE"

***Important note :** This extension is a true open world. In other words, you can go where you want at start and realize the scenario in the order you prefer. However, the "main part" of the storylines is a linear/classic storylines.*

In the conquest part, the objective is catching cities.

You need to finish the alternative story and the conquest part to start the chapter XI.

MAIN PART :

→ CHAPTER XI : FROM THE END OF "THE WAY OF THE SHOGUN" TO MARIVILLE

Shogun, when he designated you as Emperor learns a terrible news: He explains that the clan want to reverse time. Your clan became very fragile and this is why the seven samurais on the islands for Sevii seek reinforcements. He offers Lokh'pass then for you to visit the island Purple. He added that one of his subordinates will explain what you need to know on the spot.



You board the green island ferry. Once there, one of the seven samurais receives you, this is **Max**. **Max** explains that this is a new area, divided into two, led by **clan Date** and that there is a system ferry. Quick going on the main island. Update your card to Mariville and vice versa.



Here the only language is the traditional language(=french).

He adds that the seven samurai and daimyo are to constitute your personal army and you must go with him on the main island.

Arrival in Mariville: you learn from Seven Samurai (two of them take you into a house) that access to the castle is blocked and that in any case you are not powerful enough to take control of it above. They advise you to go to Bourg d'or Heatran which is a set of farms (farms tournegrins) protected by **samurai Date**. He would like you to take possession of this point of control to impede the supply of the region and provide a port of call another samurai clan. Simply beat the present samurais, one of them tells you he must inform the base to the west.



Bourg d'Heatran: You defeat **samurai guarding farms**. The city is then released.



→ CHAPTER XII : FROM BOURG D'HEATRAN TO TARINOPOLIS

So you head west to Tarinopolis. This city has an airport. In the center of bled samurai clash and one of the seven (**Masamune**) tells you how to find house where the commander resides as he takes hostage a senior airline "Air Altaria". You search the houses and there are bad guys that you face until you find the right villain.



When you find their commander, **General Date Terumune**, he battles you and loses, he decides to flee in shame. The senior thanks you and hands you his card Altaria air allowing you to access the service. With you can go to passerouge on corayon.



(You also receive the cool Berry)

WARNING ! New transportation card system. Now they are updated and so there is only one card.

→ CHAPTER XIII : FROM BOURG FRISSON TO METALLOCEAN

North west access to the reserve Frisson : In this area carpets that capture enemy soldiers / poaching of protected species of Pokémon, you clear them off. A thrill village, the reserve goalkeeper thanks you and hands you an egg from a shiny Pokemon (**swablu**). The houses are destitute of their owner. That's what you learn from two of the seven samurais at the entrance of the village. That is your mission. They make homes by removing residents. Unfortunately wanting to do you, one on one with the **General Jin Date**. You break her face and decided to inform the master of the clan. You learn while their leader is called Masamune Date, it would be defeated once (according to legend) and shogun **ShinGoku** 1vs1vs1 in a duel. Once defeated, he goes away and his troops follow. One of the seven samurais (**Max**) then gives you a Pokegear and gives you the bay guard by the general robustness. This device can join the other members of the seven groups.



The assault is launched on a northwest city: Metallocean. The seven samurais tell you that this city could be a superb base for the clan if you capture. So you go to the castle (unlocked access to the end of Act 1) and beat the **General Date Muratoyo**. On leaving, the seven Samurais welcome you and update your maps (+ ferry flight) + offer beauty bay. Suddenly the fog lifts, an earthquake occurs and you fight against **Masamune Date**. You win and the fog dissipates. You are then teleported in one of the houses of the city. **Shogun** is watching you and asks if you are okay. He tells you the prologue and **Max** intervenes and tells you it has been decided that the city would have your name in your honor.



→ CHAPTER IX : FROM MONT SALAMECHE TO INDIGOPOLIS

The act begins at Mount Charmander/Salameche which is the unblocked access. Before, a **man blocked** this place because the current was too strong.

Samurais are positioned on the island. The seven samurais are scattered but **Max** is waiting downstairs with **Musashi**. They tell you that above the Tower Charmander: a center of worship and a very symbolically important place for Pokemon. A great battle takes place with many samurais. You make your way to the top, but before entering, **Leaf** appears and begs you to stop what you are doing. You do not save lives on the contrary you make war. She apologizes and confronts you out of spite but obviously you win. The samurai are furious and want to imprison but prefer to let fleeing. (FACTS YOU TELL HIM FLEE BEFORE IT THE CAPTURE FOR THIS SNUB) She leaves in tears ...




You can then enter the tower and find there (only 1 floor) a general and **Masamune Date** (surprised arrival!). **Shogun** bursts (in fact it is already in full waffle) and then undertakes a long dialogue with **Date Masamune**. **Date Masamune**: You sold your place because you see new hope in this kid but see reality in the face, your clan is long dead. **Shogun**: I have waited for this day for so many years, the day I will have my revenge. There is an earthquake and a fight broke out between the two. **General Hideo Date** defies you.

But you win. **Shogun** is assisted by **Seven Samurai** (actually they will remain in the room and say you should approach them!) Do not take advantage. **Date** nevertheless takes. The mist disappears. The city is captured and you receive the Grace Bay.

→ CHAPTER X : FROM DRACOPOLIS TO PUY MAGMAR

A Dracopolis capital **Clan date**, you need to storm the tower and **Masamune Takano** is fighting but there is nobody but minions. **Max** teleports you to the summit at the exit and the mist rises. You understand what this means and then you engage the fight and you win. The mist disappears. City is captured.



Name changed to [Player name].

You go to the puy Magmar, you climb up to the resort. Inside is Blue, **Ash Ketchum**, ... and also **ShinGoku**! They are there with the seven samurais. The seven samurais prevent forward and tells that **Blue** and **Leaf** told them everything and they came immediately with **Ash** to beg you to stop. You refuse and face **Ash**. You win. So you are about to face **Blue**, **ShinGoku** appears and

explains that this war will never cease. **Shogun** knows and he sacrifices to his place. He asks you to think about this. You refuse, **ShinGoku** confronts you. You win and when you want to face **Blue**, **Max** retains and directs you to hurry.

You go up to the next floor and beat up **Masamune Date**. The owner of the station updates your pass air as gifts.

→ CHAPTER XI : FROM BLIZZAVILLE TO CIMETIERE OSSATUEUR

You can finally reach the mountain and Indigo Blizzaville. In this city, you will find a **General Date Hiromune** who tells you he wants you to delay the ascension to **Masamune** to finish his plan. You break the figure in general and the others are dealing with samurai minions. Once beaten, the city is captured, and the way to the top is unlocked. Then commits the ultimate arc ...

You get to the top and see **Masamune Date** Against **Shogun** ... and **Dialga**! The seven samurais are also there. Date attacks six samurais and they are no longer able to fight. The problem is that you are also affected! Fortunately, Dragon arrives (see below).

Dragon will be found in the final story arc when fighting against **Dialga**. He will protect **Dialga**, but Peter arrives and then takes the opportunity to involve his father. They will be destroyed by an attack of **Masamune** which will make **Dialga** angry because Peter and the whole story will be revealed to him. Then undertakes an intense fight between **Peter** and **Date**. Peter cannot fight but thankfully this has left you time to recover and you're ready to face date. This time you are beaten. **Date** fought and has more Pokemon. He was about to play but **Shogun** takes the sword and a duel starts. A flash and the two men are defeated !!! **ShinGoku** is coming to get between the two.

It's over and you are teleported. It appears that you are teleported one week later. Marowak cemetery: a ceremony held in honor of the **Dragon** and **Shogun** and Samurai presence, etc ... It gives you the Genesis bay.

* Access possible after completing all previous chapters + Completion of Chapter XIII and captured all the cities.

→ CHAPTER XII : EPILOGUE

Opal Cave City (Opal Cave) appears at north and you can cross it (little cave). On leaving, you have a road that follows the river and a cable car that takes you

up a mountain. You find yourself at the edge of a village. On the side is a road that climbs around the village and that can happen to a mountain refuge or is **Shingoku**. You will find it and asks you to do "what needs to be done outside." You go out, it starts to rain, and you battle to avenge **Shogun** and he agrees to do the "harakiri" (basically it releases its pokemons he does not suicide eh!). He says that now he will return to his farm to live in total disgrace but thanks you for your surprise.

→ CHAPTER XIII (alternative story) : DRAGON

Kyogre-Sur-Mer: You meet **Peter** who tells you that the board 4 disapprove of what you've made but turn a blind eye if you find one that is called "Dragon". It does not tell you over and disappears.

Dragon is at Anchwatt Lake and only appears after the argument with **Peter**. This man knows who you are and says he knows who sent you and why you are there. He challenges you without explanation. You fight the **Dragon** and then **Peter** appears. An altercation occurs between the two men. But dragon fled and Peter is enraged. He swears he will find that this time and no one will block his way. "Maybe Cecil can help me?," said **Peter**.

Cecil is at Gyarados Lake and gives you information on Dragon: **Dragon Clan** was at the head of dracologues Blackthorn City. Through him we find **Sandra**. **Cecil** was her father, she said. **Cecil** says that they are the three survivors of the **Dragon** massacre by orchestra as Cecil's brother Peter Dragon and is the son of Dragon. He adds that because of the massacre, some desired dracologues overthrow the clan and form an alliance that would aim to control the legendary Dragons. **Dragon** happens to destroy the clan. Obviously **Peter** does not know as to **Cecil** swore he did not say anything to **Peter**.

"CONQUEST" PART:

This section aims to undo the garrisons of general and samurai who control the cities. Some cities have not yet been made but do not fear, the game is still finishable.

Kyogre Sur Mer : At the Emerald route, a man said to be scoping mission for the **Alpha team**. Alpha team is only a section of mercenaries who joined the **clan Date** in order to get the beef. In exchange, they conduct exploration missions.

Public document by Shogun and Ledxil. 2015-2016

The leader of this division is **Omicron**. You battle with Kyogre and Sea. It is at the Emerald Route where the guys faced. He explains everything that has been said. Once defeated, the city is released.



Bulbibourg : meeting with the **four brothers and Rocket unites**. They attempt to burn the village but you prevent them.

Central Dynavolt : **4 Rockets brothers** (second meeting). You surprise them inside and they challenge you. After their defeat, they go and say it is not over yet ...

Caratroc : Nothing yet, it is a place full of mystery and no one knows who put the stones on the ground. Tourists faced around the site

SYSTEM FOR UPGRADING CERTAIN SPECIAL POKEMON Glaceon and Leafeon in the future ???

Regiville : you find **Kikuchiyo Date** surrounded to capture him. You learn that **Kikuchiyo** was there to capture the city but some of them were soldiers by surprise. You came to his aid and beat 2 Samurais. The third fled. The city is captured.



Roitville : the city is deserted. **Max** is present. He says he finds it suspicious. Inside one of the houses are hidden troops. They take you by surprise when you come into the house and attack you. You take care of the general and deal with henchmen. After the match, the characters reappear in the village.



Yveltal - le haut : there is a training area where samurais are training. You are "disturbing" them and the village is conquered. The general is Hisamune date. In the end, your **Altaria air card is updated**.

Deopolis : A group of biker opposes Date Garrison. You help and relieve the city. One of the bikers thanks you and agreed to join your troops. He appears at the capital. There is also a shopping center.

Carmache sur Mer : Battle on the bridge. A soldier fighting flopped, you battle your way to the heart of the battle (some are scripted to attack, so be careful) and at the heart of the battle you find **Tokugawa** ailing against **General Date Shuyu**. Fortunately, you intervene and after your victory it seems that a great battle has been won. At the end, your **pass ferry is updated**.



Great battles have a flag that update some crap NPCs.

Hypo-Le-Roi : is **two generals Date are brothers Tomomune and Fujiwara**. The first is at the top of the lighthouse and the Kingdra second in the building is the headquarters of Lapras Ferry rating. If you beat them you conquer the corn. The seven samurais thank you because it is a major strategic maritime position. This updates the available objects Hdv in the capital.

Etourville : it tells the story of the cemetery and the **Battle On Marowak**.

Max explains that the cemetery: **Clan Shogun** is denied access by the **Date clan** and that it is the general **Date Yoshimura**. If you beat him, the village is free. Your ferry pass is updated.



Majaspic-Le-Haut : a castle where you can challenge the general **Date Muneto** that controls the city.

Bastiodon mine is closed until after the capital and access is possible. You and the seven samurais (all) cast an infiltration attack in the mine because there would be a secret lab in this abandoned mine. You fight the different minions guarding then get to the secret room but you need to go through a maze. You then discover with amazement that this lab develops false berries trying to imitate their power to strengthen the army. You fight scientists and the head of the lab (the guy from the island 5?). They realize and accept to work for you (posting message in a mart in your capital to sell the few products). But soon after you receive a call on your Pokegear, "I know who you are ...". This is actually Masamune Date in person but you do not know it yet.

When Date arrives on the battlefield there is always a mist that rises.

Hypocean : This frame is a **former samurai Date** who is in the city. You are trying to find him. When you find him, he takes you to one of the Dates and he challenges you. You beat and they understand that you are nice. He agrees to help you and joins your troops at the capital as a healer in the pokehospital. (Massage happiness?).



If you go to **Lamperoie** or to **Remoraïd sur Mer**, you have to cross the desert of Flygon. The 2 villagers are with some garrison units and one of them wants

to fight to become general, however he loses and understands that this war has no sense. These two samurais are released.



Passerouge-Sur-Corayon : blocks access to the mountain but not the bike path or to the airport.

This city is controlled by **general Tanemune Date**. There are garrisons on the bike path. Your mission is to defeat the garrisons to free the bike path. Starting with the control station where the general location is accessible, released before the door is one of the seven samurais (**Max**) who tells you they released access. You go and before you confront, he remains surprised that you're just a kid, he challenges you and humiliates you while two (**kojiro** and **musashi**) of the seven samurais do the rest. After the fight, the general information is revealed. Then he disappears. Your **Air Altaria Pass** is updated.

FIN

EXTENSION "SIDEQUEST IN JOHTO" SCENARIO

This extension takes place in Johto. You can start it when you become the new emperor of Mangan. These quest are not connected or only partially. To start a quest, go to Kairyu Tower in Mangan City.



CHAPTER XIV : "THE NEW JOHTO GYM CHALLENGE"

Peter has a query. He wants you to assess for himself the new league, Johto. He explains that to be more competitive compared to Kanto, teams of champions reworked. He wishes you and your rival (we'll call **Blue**) to test for him the arenas (8 in number). Blue is also present. He will challenge you along your way.

Reward: Villa + Super Sweet Trophy in the city of Johto + all the gifts sent by the Gym leader.



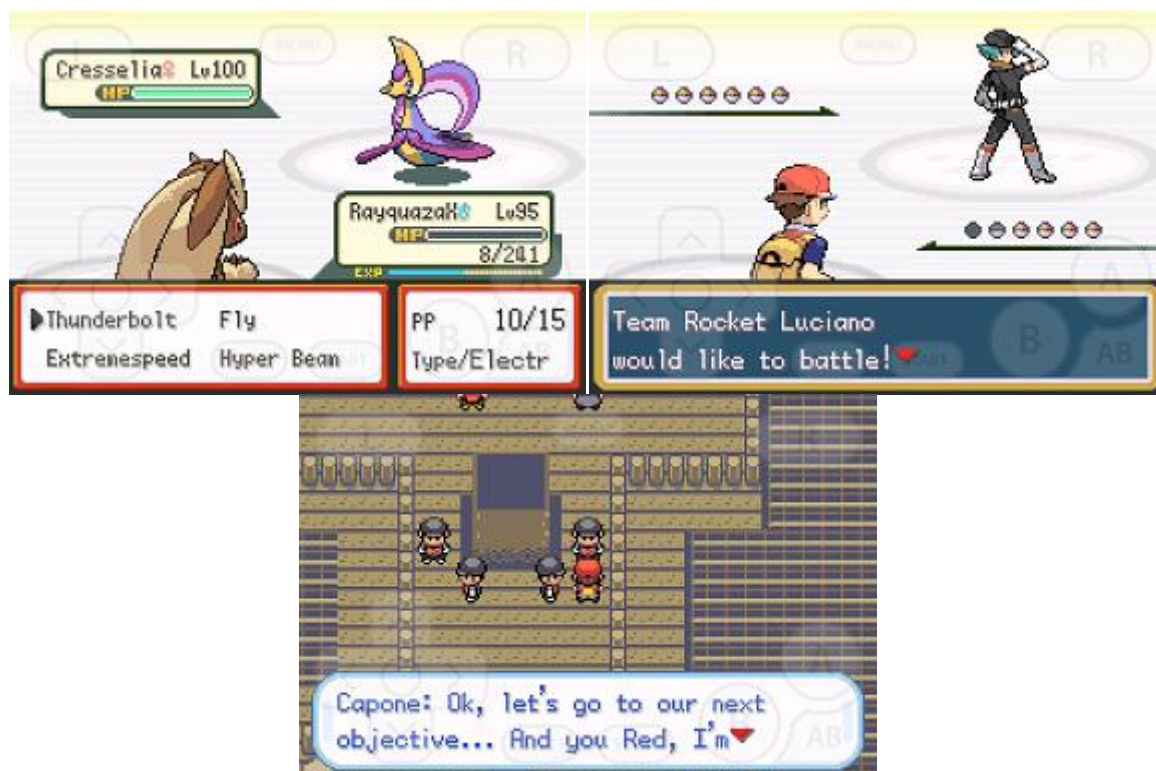
CHAPTER XV : " THE RETURN OF THE TEAM GALACTIC /(Saturn)?"

Cynthia accompanies **Chen** who informs you that strange things are happening in Johto. **Cynthia** explains that many Pokémon in the region, legendary, have been seen in the area suddenly. **Chen** was contacted by **Cynthia** to be able to learn about the behavior of Pokémon and he did not answer. In addition, he works at the tower and never saw any strange element. Added to this, she has heard from informants that members of the **Saturn/Galactic Team** went to the area. Strange coincidence. **Prof. Chen**, therefore, asks you to head to his counterpart, **Prof. Elm**.

You go there. **Elm** is accompanied by **Gold**. We remain in the same quest but the goal is new. Now **Elm** told you the latest info that a crescent-shaped Pokemon would be installed in the **Tower Sprut**.



You go there. On the way, you will find the master berries, but also the home of the guide. He wrote various books (on the legendary Gold + the new transport system + on safari). Upon arrival to **Tower Sprut** is **Silver** with **Gold** and both discuss what they have seen: the members of the **team Rocket**! They do not understand. **Silver** is present (make sure that we do not already meet). He says he will help you punish the **Team Rocket**. You climb and battle Rocket grunts. At the top is a mysterious Pokémon : **Cresselia**. But also old friends: **Venus**, Rocket, and brothers! You link with a pause between the 2 groups. However, you observe between the two helpless **Venus** and **Cresselia** that they are controlled by a strange object. You battle and win. **Silver** took the opportunity to capture the Pokémon and give you because for him it was you who alone managed the situation.



You come out ... and **Chen Elm** + **Silver** + **Gold** are there. You explain the situation. End of the Quest.

Reward: **Cresselia** + Unlock the quest "The HERISSON"

CHAPTER XVI : "THE HERISSON"

This quest starts when you go talk to **Cynthia** at **Slowpoke Well in Azalea**.



You tell her what happened. She explains that in her view, a union between **Team Rocket** and **Team Galactic** are trying to attract the legendary Pokemon in the same area to capture them more easily. She added that in her opinion, the legendary **Shaymin** would be in the forest to the west. According to her, you must capture before bad people will do it. You go there, But surprise !!! The **Saturn Team** is already there! And it's not **Venus** which is open but other members. At one point, they manage to capture you and teleport **in a house (in Goldenrod City)**.



You wake up and they are about to ask you but then your friends come : **Cynthia** and **Ash**. **Ash** said that **Chen** asked him to help you in your mission as it might be longer and more complex than expected. He occupies one of the admins and you take care of the boss. You recover **Shaymin**.

To congratulate you, **Ash** gives you the **Metro map**. **Cynthia** decides she must return the Pokémon to you. End of the Quest.

Reward: unlocks the **Metro** + Shaymin + Unlock the quest "THE LAME"

CHAPTER XVII : "THE LAME"

This quest is at the west of the **farm MooMoo** on a new map. To enable it, you must go to **Kairyu. Oak / Chen**, who throws you the mission, said the legendary Pokémon **Keldeo** would be in an area close to the **MooMoo farm**. He would dream of being able to study it because it has the ability to change shape. But it is a dangerous area and marshy. Therefore he can not venture there himself. He asks you to get there.



You go there, but a **farmer** blocks access because he is lying on the ground. Indeed, four men would be presented and would have wanted to cross his fields but the **farmer** is away and they then rushed shots as a revenge. He will not move if you do not bring him magic herbs and asks you to go to recover **Cianwood City**.



You go there and surprise! You find your friends and the **Saturn / Galactic Team**! It is this terrible coincidence which allows you to kick their ass! You benefit to get the medication.



Another surprise: You back out and **Ash**, **Gold**, and **Silver** are there and they are furious because they had ruined their trail! You summarized their side of the situation Meumeu. They then think that two teams trying a shot at the same time you can not be present on both fronts simultaneously. Ash goes to the **MooMoo farm** while **Silver** and **Gold** tries to find the trail of the enemies.



You give the cure for the old and he frees access. You progress but grunts bother you the way as usual ... Deep in thes, **Ash** is surrounded by the **Rockets**. He cannot fight at all and you come to his aid. After having beaten all, **Keldeo** is released and turns to you and you see it come to you to get caught. You understand that he was drugged and you enjoy taking him to **Chen**. Immediately after, an earthquake and a sound! **Silver** think it comes from a whirlpool ... You know your next destination.



Reward: **Keldeo** + Unlock the quest "THE DROP OF WATER"

CHAPTER XVIII : "THE DROP OF WATER"

At the whirlpool place, you face **Saturn** and break his *****. After the cave, you get **Manaphy**.



You come out (you find your 3 friends **Ash**, **Silver**, and **Gold**) and suddenly a violent earthquake occurs, the snow begins to fall, and freezing cold occurs. **Palkia** has changed the alignment and orientation of the planets! The beginning of the end starts!!!



Reward: + **Manaphy** unlock the quest "SNOW"

CHAPTER XIX : "SNOW"

Gold is contacted directly via his **Pokegear** by **Cynthia**. She asks everyone to go to the **Goldenrod City Radio Tower** immediately.

You go there and at the first floor, **Cynthia** and **Chen / Oak** are there. They confirm that the bad guys use the radio, but they were disguised as employees during that time. Beat them all!



The **Rockets** are beaten, abandoned, and are arrested by the **police**. Others flee to **Ecruteak City**.



At the Tin Tower in Ecruteak City and on top of it, **Palkia** invests the scene for the occasion. You battle it and once captured, the bad guys arrive. But it is too late for them and they fail! Thus, ending this quest.



CHAPTER XX : "MEWTWO 2.0"

It was **Dr. Fuji** and **Blaine**, who give you the quest to **Kairyu Tower**. They tell you they formerly worked in the Cinnabar Island mansion to do research on **Mewtwo**. They explain that some men had left the project along the way to try their hand in another lab. **Blaine** sought to find the lab but failed. They ask you to find it for them and then destroy all materials therein to prevent a potentially new project to be revived in the future.



The lab is located in a **hidden cave at the middle of Lake of Rage**. Once found, you enter into a huge laboratory where... **Rockets** are! You discover that

the lab has never stopped working and you have to fight all of these scientists and Rockets. At the end is the **project leader** "Mewtwo 2.0". You fight it (it is not very strong) but he decides to use his unusual candies for **Mewtwo** to evolve into a completely new form! You rematch and win again. You then try to capture Mewtwo, but he fled ... You get the documents and read. One of them says that they have created the Mewtwonite but **Mewtwo** could also evolve through experience. You destroy the documents.

Go back to Tower Kairyu to receive some of your rewards.

Reward: Mewtwo appears on a **small island between Olivine and Goldenrod City**. Lvl 80, not Mega evolved. **Blaine** and Dr. **Fuji** give you boost items (pp up * 5)

* **Mewtwo** evolves to **Mewtwo Y** at lvl 90.

CHAPTER XXI : "THE DRAGON CLAN"

Available only after completing the archipelago Azur!

Cecil asks you to go to **Dragonite Tower / Tower Kairyu** to do him a favor.



He explains that in the will of the **Dragon**, it says "I wish the clan will reborn from the ashes." He then explains to have understood that, contrary to what he thought, **Dragon** did not destroy the clan because he wished for the clan and under the pretext that there would be traitors within the clan, but on the contrary, he wanted the **Dragon clan** to continue, and he destroyed his clan only to protect him and he made sure that he never went off. But his son, **Peter** / **Lance** has never understood that.

He then asks you to reform the clan. For this, he asks you to go to **Dragon's Den**, the mark of the clan and solve the mystery of the front door (it would be a door & you should speak draconic language). This door would offer you access to a room, but the front door is **Sandra**, the daughter of **Cecil**. It opposes cursing as only a true draconian has the right to do so and she confronts you. After your victory, she lets you pass.



She turns and speaks draconic, imitating a cry of a Pokémon and then you hear the door open and ... you meet **Reshiram**! The Pokémon wakes up and is ready to challenge you, but that moment arises **Peter** throwing a Master Ball and captures the beast. He knows what you're up to and certainly do not want the return of the clan. Even less by an illegitimate individual with whom he had confidence. He feels betrayed and attack you with the recently captured dragon. At the end of the battle, **Cecil** arrives and trade extensively with both of you. **Peter** recognizes his errors, he finally understands what his father had wanted. He kneels before you and gives you the Master Ball containing **Reshiram**. The clan is reborn from the ashes ...



Reward: **Reshiram** + unlock the quest "The Dragon Duo"

CHAPTER XXII : "THE DRAGON DUO"

Cecil launches the quest to the "**House of the Dragon**" in **Blackthorn City**.

He explains that **Reshiram** is the member of the **Dragon Duo**. The second lies at Mt. Silver. We must go there and capture it. Why?

>>> Because some people are afraid of the clan, and they will try to crush you. To establish your authority, you need to capture him. Then a mysterious man popped into the house: He does not show but **Cecil** is shocked and lets out a "Shin!"

The man speaks with **Cecil** and said: "It's been is it not?"

Cecil: "How can you be alive?!?"

Shin ... : "You really think he could have Ahahaha And it is that ???!"

Cecil: "He's [Player], it was he who killed the Dragon ... and who just reborn the clan."


Shin: "W-What ?? !!"

Shinryu : *"Listen to me both of you: 10 days! In 10 days, the clan will be destroyed ... Definitely !!!."*

He disappears. You demand an explanation. Cecil explains that he is called Shinryu. He is the chief of Clan Mutineers Accessoirement Date and he was the best friend of the Dragon. Cecil thought the Dragon was killed but were feeling due to take over.



You must arrange an appointment at **Mount Silver** but ... Surprise! **Shinryu** knew you would come. **Peter** is waiting at the mountain and says **Cecil** asked him to help. He disappears.



You face all the henchmen present in the mountain to reach the summit. There are **Peter** and **Shinryu**. The first is in very poor condition. **Shinryu** confronts you and you beat him. The ultimate rebellion is destroyed and **Zekrom** is released. You get it back.

Final blah.



Reward: **Zekrom** + title clan chief in the villa + Johto trophy

FIN

FINAL CHAPTER OF THE ENTIRE GAME : "REBIRTH"

This chapter is only available after completing all the 22 chapters of the game.

It will take place in Johto, more exactly in a new area.

Shogun starts the quest at Kairyu Tower.

The denouement of the story takes place in a secret city, **Lotus City**, former home port of the Shogunate on the continent. This city is located south of the mountains, west of Johto, north of the **Safari Zone**. It is also the only way to access the area.

In fact, you must go to the **Safari Zone**. You will find at the entrance of the park : a house where you can see it conceals a path. You go in the house and a man blocks the way. He asks you this question: "What is the color of the Henry IV Yellow Rapidash, is it pink?" Say "yes" and the man lets you pass.

Taking up the summary of the history of the city (told by the lcoals). One day, ninjas rebelled and recovered the city. Today, a tyrant controls the city and imposes an isolated dictatorship. This city is cut off from the world and sink into poverty. Your goal: to free the population that knows nothing of the outside world and consider you an enemy of their supreme leader, the **ninja Sarutobi**.

Your enemies are ninjas. The city consists of "ninja houses". Each house is a clan. You will have to convince their masters to preach the gospel and encourage them to revolt. Once all are assembled, an assault is launched to the castle and breaks the ***** of everyone including the supreme leader. But he fled to the mountains.

A house will be available for sale, as well as special products : Only once the city is united under your name.

A reward awaits: **10 pp up + 10 + 5 * super candies each capsules.**

A mountain road at the north is released with a temple at the end and in between a road (**road blossom**) and village (**Blossom Town**). Nothing special in this place.

In the temple are the last soldiers of the **supreme leader**. You arrive and fight in a cave hidden behind a door of the temple.

There is the leader. He tells you that his village, he can never get it back now. And he knew your presence at the village just before arrival. He explains that men claiming as **Galactic Team** were defeated. You had announced him the bad omen and concluded a deal with him. They protect him and he offers his legendary Pokémon (**Palkia**) in exchange for which he holds you and draws you in that cave for you to capture.

They catch you and knock you just before they show you. They will make you lose your memory and they will take you as a hostage. **Bill** and **Chen** recover your Pokémon, and they are already in the possession of a black hole.

You lose your memory and all your Pokémon are released. *

The wicked see it as a perfect opportunity to try their luck and grow without end in their way.

**** Screenplay : you are told that you lose all your Pokémon. But as you might expect, nothing will be removed to allow you to complete your Pokedex, do PWT, etc.***

FIN

FREQUENTLY ASKED QUESTIONS :

Is the game finished?

In one hand, YES because You can finish the main storylines and complete your dex BUT in other hand, NO because I haven't finished to fix a lot of bugs, I'm working on a new storylines with a new region, etc.

How do I patch the game?

1 - You need to expand your rom(clean fire red 1.0 (E)) to 32 MB.

2 - You need to use NUPS only.

3 - Apply your patch and enjoy.

If you don't understand, just follow this link.

Can I use my old save if the game have been update?

Yes. However, when Will be released the new region I THINK you will need to restart your party.

How to expand the rom ?

1 - Download XSE (xtreme script editor) and a clean fire red rom v1.0

2 - Open XSE and search in tool the function to modify size of the rom (or just click on ctrl + R)

3 - Then, expand to 32 MB

4 - It's done !

How to access to Mangan ?

Complete the Sevii story. After that, go to isle 6, more exactly in the north of the isle 6.

I want to do a let's play or someting else with your rom, is it possible ?

Yes BUT you need to ask me the permission before.

Some trainers and peoples speak French, is it normal?

Yes it is. These new region are different part of the world with a different language. In game they talk about the "traditionnal language". In fact this is french ^^ . With this I wanna do something more... immersive.

How can I donate ?

[Here](#)

How to report an error :

[Send a private message here.](#)

WILD POKEMON LOCATION :

POKEMON CLOUD WHITE

WILD POKEMON LIST

KANTO REGION:

PALLET TOWN:

SURFING:

Tentacool

FISHING:

Magikarp, Horsea, Krabby, Shellder, Gyarados, Seadra, Psyduck

VIRIDIAN CITY:

SURFING:

Psyduck

FISHING:

Magikarp, Poliwhag, Goldeen, Poliwhirl, Gyarados, Psyduck

CERULEAN CITY:

SURFING:

Krabby, Remoraid, Tentacool

FISHING:

Magikarp, Horsea, Krabby, Gyarados, Psyduck

VERMILION CITY:

SURFING:

Remoraid, Corsola, Tentacool

FISHING:

Magikarp, Horsea, Krabby, Shellder, Gyarados, Psyduck

CELADON CITY:

SURFING:

Psyduck, Koffing

FISHING:

Magikarp, Octillery

FUCHSIA CITY:

SURFING:

Psyduck

FISHING:

Magikarp, Goldeen, Poliwhag, Seaking, Gyarados, Psyduck

CINNABAR ISLAND:

SURFING:

Goldeen, Wailmer, Tentacool

FISHING:

Goldeen, Magikarp, Horsea, Krabby, Shellder, Gyarados, Seadra, Psyduck

ONE ISLAND:

SURFING:

Tentacool, Tentacruel

FISHING:

Magikarp, Horsea, Shellder, Gyarados, Seadra, Psyduck

FOUR ISLAND:

SURFING:

Wooper, Psyduck

FISHING:

Magikarp, Poliwhag, Goldeen, Poliwhirl, Gyarados, Psyduck

FIVE ISLAND:

SURFING:

Carvanha, Spheal, Tentacool, Tentacruel

FISHING:

Wooper, Magikarp, Horsea, Carvanha, Shellder, Gyarados, Seadra, Psyduck

ROUTE 1:

GRASS:

Bulbasaur, Charmander, Squirtle, Pikachu, Riolu, Gible, Larvitar, Cyndaquil, Totodile, Treecko, Mudkip, Torchic

ROUTE 2:

GRASS:

Mareep, Pidgey, Rattata, Chikorita, Mudkip, Torchic, Treecko, Weedle, Caterpie

ROUTE 3:

GRASS:

Spearow, Pidgey, Fletchling, Mankey, Nidoran (male & female), Teddiursa, Jigglypuff

ROUTE 4:

GRASS:

Spearow, Rattata, Poochyena, Ekans, Zigzagoon, Buneary, Mankey

SURFING:

Tentacool

FISHING:

Magikarp, Horsea, Krabby, Gyarados, Psyduck

ROUTE 5:

GRASS:

Meowth, Sunkern, Oddish, Yanma, Sentret, Pidgey, Eevee

ROUTE 6:

GRASS:

Meowth, Skitty, Oddish, Natu, Pidgey, Starly, Shinx

SURFING:

Barboach, Psyduck

FISHING:

Barboach, Magikarp, Poliwhirl, Goldeen, Poliwhirl, Gyarados, Psyduck

ROUTE 7:

GRASS:

Pidgey, Meowth, Oddish, Hoppip, Growlithe, Aipom

ROUTE 8:

GRASS:

Pidgey, Dunsparce, Meowth, Growlithe, Ekans, Snubbull

ROUTE 9:

GRASS:

Spearow, Rattata, Teddiursa, Ekans, Sneasel, Electrike, Makuhita

ROUTE 10:

GRASS:

Spearow, Voltorb, Houndour, Ekans, Zorua, Stantler, Zangoose, Seviper

SURFING:

Tentacool, Corsola, Barboach, Qwilfish

FISHING:

Magikarp, Horsea, Krabby, Gyarados, Psyduck

ROUTE 11:

GRASS:

Ekans, Spearow, Fletchling, Shinx, Sunkern, Starly, Drowzee

SURFING:

Tentacool, Remoraid, Mantine

FISHING:

Magikarp, Horsea, Krabby, Gyarados, Psyduck

ROUTE 12:

GRASS:

Oddish, Venonat, Blitzle, Poochyena, Pidgey, Swablu, Meditite, Gloom

SURFING:

Tentacool, Remoraid, Octillery

FISHING:

Magikarp, Corphish, Horsea, Krabby, Qwilfish, Gyarados, Psyduck

ROUTE 13:

GRASS:

Oddish, Venonat, Scraggy, Roselia, Blitzle, Ditto, Pidgeotto, Gloom

SURFING:

Tentacool

FISHING:

Magikarp, Horsea, Krabby, Gyarados, Psyduck

ROUTE 14:

GRASS:

Sentret, Wurmple, Ditto, Granbull, Venonat, Oddish, Skarmory, Aipom

ROUTE 15:

GRASS:

Oddish, Venonat, Girafarig, Ralts, Pidgey, Ditto, Pidgeotto, Gloom

ROUTE 16:

GRASS:

Spearow, Doduo, Kirlia, Ralts, Smeargle, Lopunny, Rattata, Raticate

ROUTE 17:

GRASS:

Spearow, Doduo, Ledian, Mareep, Raticate, Natu, Xatu, Rattata, Fearow

ROUTE 18:

GRASS:

Skiploom, Doduo, Seedot, Raticate, Fearow, Taillow, Rattata

ROUTE 19:

SURFING:

Tentacool, Corsola

FISHING:

Magikarp, Horsea, Krabby, Gyarados, Seadra, Psyduck

ROUTE 20:

SURFING:

Surskit, Lotad, Tentacool

FISHING:

Magikarp, Horsea, Krabby, Gyarados, Seadra, Psyduck

ROUTE 21 (upper part):

GRASS:

Tangela, Shiftry, Nincada, Tauros, Mr. Mime, Munchlax, Spinarak, Ledyba

SURFING:

Tentacool, Surskit, Lotad, Carvanha

FISHING:

Magikarp, Horsea, Krabby, Gyarados, Seadra, Psyduck

ROUTE 21 (lower part):

SURFING:

Tentacool, Carvanha, Lotad, Octillery

FISHING:

Magikarp, Horsea, Krabby, Gyarados, Seadra, Psyduck

ROUTE 22:

GRASS:

Nincada, Rattata, Beldum, Zorua, Mankey, Houndour, Spearow, Seedot

SURFING:

Psyduck

FISHING:

Magikarp, Poliwhag, Goldeen, Poliwhirl, Gyarados, Psyduck

ROUTE 23:

GRASS:

Mankey, Sunkern, Spearow, Zangoose, Ekans, Primeape, Arbok, Seedot, Starly

SURFING:

Psyduck, Poliwhirl, Poliwhag

FISHING:

Magikarp, Poliwhag, Goldeen, Poliwhirl, Gyarados, Psyduck

Route 24:

GRASS:

Weedle, Caterpie, Pidgey, Roselia, Hoppip, Abra, Combee, Oddish, Starly, Natu,
Mareep, Swablu

SURFING:

Tentacool, Feebas, Luvdisc

FISHING:

Magikarp, Horsea, Krabby, Gyarados, Psyduck

ROUTE 25:

GRASS:

Weedle, Caterpie, Pidgey, Volbeat, Illumise, Abra, Oddish, Kakuna, Roselia, Raichu

SURFING:

Psyduck

FISHING:

Magikarp, Poliwhag, Goldeen, Poliwhirl, Gyarados, Psyduck

KINDLE ROAD:

GRASS:

Cacnea, Ponyta, Fearow, Geodude, Meowth, Roggenrola, Psyduck, Rapidash,
Loudred, Persian

SURFING:

Luvdisc, Clamperl, Tentacruel

FISHING:

Magikarp, Horsea, Gyarados, Seadra, Psyduck

TREASURE BEACH:

GRASS:

Grumpig, Tangela, Plusle, Minun, Meowth, Luxio, Psyduck, Fearow, Persian

SURFING:

Remoraid, Barboach, Whiscash, Tentacruel

FISHING:

Magikarp, Horsea, Gyarados, Seadra, Psyduck

CAPE BRINK:

GRASS:

Spearow, Murkrow, Oddish, Gloom, Fearow, Shiftry, Skitty, Persian, Golduck

SURFING:

Psyduck, Golduck

FISHING:

Magikarp, Poliwhirl, Goldeen, Poliwhirl, Gyarados, Psyduck

BOND BRIDGE:

GRASS:

Makuhita, Oddish, Meditite, Gloom, Pidgeotto, Meowth, Larvesta, Psyduck, Persian

SURFING:

Luvdisc, Qwilfish, Tentacool, Tentacruel

FISHING:

Magikarp, Horsea, Gyarados, Seadra, Psyduck

THREE ISLE PORT:

GRASS:

Dunsparce, Houndour, Bouffalant, Skarmory, Teddiursa, Blitzle

RESORT GORGEOUS:

SURFING:

Feebas, Remoraid, Tentacruel

FISHING:

Magikarp, Horsea, Qwilfish, Gyarados, Seadra, Psyduck

WATER LABYRINTH:

SURFING:

Tentacool, Hoppip, Clamperl, Huntail, Gorebyss

FISHING:

Feebas, Magikarp, Horsea, Qwilfish, Gyarados, Seadra, Psyduck

FIVE ISLE MEADOW:

GRASS:

Wurmple, Sentret, Vibrava, Hoppip, Electrike, Numel, Pidgeotto, Persian, Ralts

SURFING:

Saryu, Hoppip, Feebas, Lotad, Tentacruel

FISHING:

Saryu, Magikarp, Horsea, Qwilfish, Gyarados, Seadra, Psyduck

MEMORIAL PILLAR:

GRASS:

Hoppip, Sunkern, Pineco, Dunsparce, Shuckle, Heracross, Sneasel, Teddiursa, Murkrow

SURFING:

Seedot, Hoppip, Wingull, Lotad

FISHING:

Magikarp, Horsea, Qwilfish, Gyarados, Seadra, Psyduck

OUTCAST ISLAND:

SURFING:

Corsola, Tentacool, Remoraid, Octillery, Skarmory

FISHING:

Magikarp, Horsea, Qwilfish, Gyarados, Seadra, Psyduck

GREEN PATH:

SURFING:

Tentacool, Slowpoke, Krabby, Tentacruel, Castform

FISHING:

Magikarp, Horsea, Qwilfish, Gyarados, Seadra, Psyduck

WATER PATH:

GRASS:

Zebstrika, Sentret, Oddish, Vulpix, Meowth, Gloom, Psyduck, Fearow, Persian,
Hoothoot

SURFING:

Wingull, Pelipper, Tentacool, Tentacruel

FISHING:

Magikarp, Horsea, Qwilfish, Gyarados, Seadra, Psyduck

RUIN VALLEY:

GRASS:

Natu, Ariados, Yanma, Wooper, Fearow, Meowth, Wobbuffet, Psyduck, Natu,
Bellsprout, Persian

SURFING:

Wooper

FISHING:

Magikarp, Poliwhirl, Goldeen, Poliwhirl, Gyarados, Psyduck

TRAINER TOWER:

SURFING:

Tentacool, Wailmer, Wingull, Tentacruel

FISHING:

Magikarp, Horsea, Qwilfish, Gyarados, Seadra, Psyduck

CANYON ENTRANCE:

GRASS:

Lairon, Sentret, Phanpy, Fearow, Swellow, Meowth, Psyduck, Ponyta, Persian

SEVAULT CANYON:

GRASS:

Geodude, Phanpy, Cubone, Larvitar, Marowak, Meowth, Onix, Skarmory, Persian

TANOBY RUINS:

SURFING:

Tentacool, Slowpoke, Horsea, Krabby, Tentacruel

FISHING:

Magikarp, Horsea, Qwilfish, Gyarados, Seadra, Psyduck

VIRIDIAN FOREST:

GRASS:

Caterpie, Weedle, Sandshrew, Vulpix, Bellsprout, Ledyba, Metapod, Spinarak, Kakuna, Hoothoot, Chikorita, Pikachu

MT. MOON FIRST LEVEL:

GRASS:

Sentret, Snubbull, Geodude, Jigglypuff, Zubat, Shuckle, Paras, Teddiursa, Houndour, Smeargle, Clefairy

MT. MOON SECOND LEVEL:

GRASS:

Abra, Machop, Paras, Diglett, Nosepass, Meowth, Makuhita, Omanyte, Kabuto, Shroomish, Slakoth, Whismur

MT. MOON THIRD LEVEL:

GRASS:

Meditite, Geodude, Sableye, Zubat, Aron, Paras, Clefairy, Mawile, Trapinch, Baltoy

DIGLETT'S CAVE:

GRASS:

Diglett, Dugtrio

VICTORY ROAD FIRST LEVEL:

GRASS:

Machop, Geodude, Banette, Duskull, Onix, Zubat, Arbok, Golbat, Bagon, Absol, Machoke, Marowak

VICTORY ROAD SECOND LEVEL:

GRASS:

Machop, Delcatty, Primeape, Golduck, Onix, Girafarig, Arbok, Mightyena, Marowak, Rhyhorn, Numel, Koffing

VICTORY ROAD THIRD LEVEL:

GRASS:

Machop, Geodude, Amaura, Onix, Cranidos, Arbok, Golbat, Marowak, Beldum, Machoke, Sheldon

POKEMON MANSION FIRST LEVEL:

GRASS:

Koffing, Raticate, Growlithe, Rattata, Grimer, Weezing

POKEMON MANSION SECOND LEVEL:

GRASS:

Koffing, Raticate, Growlithe, Rattata, Grimer, Weezing

POKEMON MANSION THIRD LEVEL:

GRASS:

Cacnea, Gligar, Koffing, Raticate, Growlithe, Murkrow, Grimer, Weezing, Drowzee, Rattata, Misdreavus

POKEMON MANSION FOURTH LEVEL:

GRASS:

Koffing, Shuppet, Ditto, Growlithe, Raticate, Rattata, Grimer, Weezing

SAFARI ZONE AREA 1:

GRASS:

Rhyhorn, Nidoran (male), Pinsir, Exeggcute, Venonat, Nidorino, Nidorina, Parasect, Scyther, Bouffalant, Chansey

SURFING:

Slowpoke, Tentacool, Luvdisc, Relicanth, Clamperl

FISHING:

Magikarp, Barboach, Piplup, Feebas, Poliwhg, Goldeen, Seaking, Dratini, Psyduck, Dragonair

SAFARI ZONE AREA 2:

GRASS:

Nidoran (male & female), Doduo, Larvesta, Exeggcute, Turtwig, Nidorino, Chimchar, Blitzle, Kangaskhan, Paras, Scyther

SURFING:

Corsola, Corphish, Psyduck, Remoraid, Mantine

FISHING:

Magikarp, Qwilfish, Marill, Wooper, Poliwhg, Goldeen, Seaking, Dratini, Psyduck, Dragonair

SAFARI ZONE AREA 3:

GRASS:

Rhyhorn, Nidoran (male), Exeggcute, Tangela, Paras, Nidorino, Nidorina, Venomoth, Krabby, Chansey, Ponyta, Tauros

SURFING:

Horsea, Staryu, Psyduck

FISHING:

Magikarp, Goldeen, Poliwhg, Seaking, Dratini, Psyduck, Dragonair

SAFARI ZONE AREA 4:

GRASS:

Doduo, Nidoran (male & female), Oddish, Exeggcute, Venonat, Nidorino, Venomoth, Tauros, Mareep, Kangaskhan

SURFING:

Chinchou, Psyduck

FISHING:

Magikarp, Goldeen, Poliwhg, Seaking, Dratini, Psyduck, Dragonair

CERULEAN CAVE FIRST LEVEL:

GRASS:

Magneton, Gabite, Hippopotas, Machoke, Primeape, Ditto, Electrode, Parasect, Golbat, Wobbuffet, Snover

SURFING:

Spheal, Snorunt, Lunatone, Solrock, Psyduck

FISHING:

Magikarp, Poliwhirl, Goldeen, Poliwhirl, Gyarados, Psyduck

CERULEAN CAVE SECOND LEVEL:

GRASS:

Golbat, Machoke, Magikarp, Parasect, Kadabra, Spink, Zangoose, Wobbuffet, Electrode, Sevier, Torkoal, Ditto

CERULEAN CAVE THIRD LEVEL:

GRASS:

Hitmonlee, Ditto, Magikarp, Zigzagoon, Spinda, Machoke, Hitmonlee, Electrode, Parasect, Golbat, Wobbuffet

SURFING:

Psyduck, Golduck

FISHING:

Magikarp, Poliwhirl, Goldeen, Poliwhirl, Gyarados, Psyduck

ROCK TUNNEL FIRST LEVEL:

GRASS:

Zubat, Geodude, Magby, Sneasel, Machop, Mankey, Onix

ROCK TUNNEL SECOND LEVEL:

GRASS:

Scraggy, Phanpy, Mankey, Geodude, Zubat, Machop, Kecleon, Shuppet, Onix

SEAFOAM ISLANDS FIRST LEVEL:

GRASS:

Psyduck, Sneasel, Snorunt, Swinub, Zubat, Golbat, Stantler, Delibird, Zorua

SEAFOAM ISLANDS SECOND LEVEL:

GRASS:

Psyduck, Shellder, Seel, Castform, Zubat, Golbat, Golduck

SEAFOAM ISLANDS THIRD LEVEL:

GRASS:

Psyduck, Seel, Zubat, Golbat, Golduck

SEAFOAM ISLANDS FOURTH LEVEL:

GRASS:

Seel, Psyduck, Golduck, Zubat, Golbat, Dewgong

SURFING:

Seel, Horsea, Dewgong, Psyduck, Golduck

FISHING:

Magikarp, Horsea, Krabby, Gyarados, Psyduck

SEAFOAM ISLANDS FIFTH LEVEL:

GRASS:

Seel, Psyduck, Golduck, Golbat, Dewgong

SURFING:

Seel, Horsea, Dewgong, Psyduck, Golduck

FISHING:

Magikarp, Horsea, Krabby, Gyarados, Psyduck

POKEMON TOWER THIRD LEVEL:

GRASS:

Gothita, Gastly, Misdreavus, Cubone, Murkrow, Haunter

POKEMON TOWER FOURTH LEVEL:

GRASS:

Gastly, Gothita, Haunter, Cubone

POKEMON TOWER FIFTH LEVEL:

GRASS:

Gothita, Shuppet, Duskull, Gastly, Haunter, Cubone

POKEMON TOWER SIXTH LEVEL:

GRASS:

Duskull, Banette, Gastly, Haunter, Cubone

POKEMON TOWER SEVENTH LEVEL:

GRASS:

Misdreavus, Duskull, Shuppet, Gastly, Haunter, Cubone

POWER PLANT:

GRASS:

Plusle, Magnemite, Voltorb, Minun, Pachirisu, Electrike, Shinx, Magnetron, Pikachu, Electabuzz

MT. EMBER (OUTSIDE AREA):

GRASS:

Ponyta, Fearow, Wobbuffet, Spearow, Machop, Geodude, Yanma, Miltank, Rapidash

MT. EMBER LOWER CAVE:

MT. EMBER FIRST LEVEL:

GRASS:

Numel, Machop, Torkoal, Geodude, Nosepass, Machoke, Slugma

MT. EMBER SECOND LEVEL:

GRASS:

Geodude, Grimer, Slugma

MT. EMBER THIRD LEVEL:

GRASS:

Torkoal, Slugma, Houndour, Geodude

MT. EMBER FOURTH LEVEL:

GRASS:

Numel, Slugma

MT. EMBER FIFTH LEVEL:

GRASS:

Geodude, Slugma

MT. EMBER SIXTH LEVEL:

GRASS:

Geodude, Slugma

MT. EMBER UPPER CAVE:

MT. EMBER FIRST LEVEL:

GRASS:

Geodude, Machop, Zorua, Poochyena

MT. EMBER SECOND LEVEL:

GRASS:

Geodude, Machop, Machoke, Grimer

MT. EMBER THIRD LEVEL:

GRASS:

Geodude, Machop

BERRY FOREST:

GRASS:

Pidgeotto, Gloom, Pidgey, Oddish, Venonat, Drowzee, Exeggcute, Psyduck,
Venomoth, Hypno

SURFING:

Psyduck, Golduck

FISHING:

Magikarp, Goldeen, Poliwhag, Seaking, Gyarados, Psyduck

ICEFALL CAVE FIRST LEVEL:

GRASS:

Snorunt, Phanpy, Seel, Zubat, Dewgong, Tyrogue, Psyduck, Mareep, Smeargle,
Smoochum, Elekid

SURFING:

Seel, Wynaut, Budew, Azurill, Wooper

FISHING:

Magikarp, Munchlax, Poliwhag, Goldeen, Poliwhirl, Psyduck

ICEFALL CAVE SECOND LEVEL:

GRASS:

Sneasel, Spheal, Seel, Swinub, Snorunt, Deliberd

ICEFALL CAVE THIRD LEVEL:

GRASS:

Swinub, Sneasel, Amaura, Zubat, Deliberd, Golbat

ICEFALL CAVE FOURTH LEVEL:

GRASS:

Amaura, Seel, Golbat, Zubat, Dewgong, Psyduck

SURFING:

Tentacool, Tentacruel, Lapras

FISHING:

Magikarp, Horsea, Shellder, Gyarados, Seadra, Psyduck

PATTERN BUSH:

GRASS:

Spinarak, Kakuna, Caterpie, Weedle, Heracross, Dunsparce, Ledyba, Pineco

ALTERING CAVE:

GRASS:

Zubat

JOHTO REGION:

ROUTE 29:

GRASS:

Arbok, Zubat, Ekans, Rattata, Yanma, Skiploom, Oshawott, Tepig, Snivy, Piplup, Chimchar, Turtwig

ROUTE 30:

GRASS:

Weedle, Kakuna, Clefairy, Tangrowth, Scyther, Cascoon, Whismur, Amaura, Lileep, Numel, Mightyena

SURFING:

Huntail

FISHING:

Gorebyss, Huntail, Horsea, Seadra

ROUTE 31:

GRASS:

Zubat, Golbat, Vulpix, Cacnea, Starly, Staravia, Xatu

SURFING:

Goldeen, Wailmer, Chinchou

FISHING:

Lanturn, Chinchou, Goldeen, Clamperl

ROUTE 32:

GRASS:

Misdreavus, Pinsir, Pineco, Heracross, Makuhita, Numel, Manectric, Skitty, Delcatty, Skiploom

SURFING:

Luvdisc, Clamperl, Eelektik

FISHING:

Eelektik, Lanturn, Relicanth, Gorebyss, Luvdisc

ROUTE 33:

GRASS:

Slowpoke, Zubat, Geodude, Graveler, Trapinch, Cacnea, Snubbull, Granbull

ROUTE 34:

GRASS:

Meditite, Machop, Machoke, Shiftry, Shinx, Muk, Grimer, Weedle, Silcoon

SURFING:

Seel, Dewgong, Seadra, Goldeen, Seaking

FISHING:

Seaking, Golduck, Spheal, Lotad, Lombre

ROUTE 35:

GRASS:

Nuzleaf, Surskit, Kecleon, Masquerain, Dustox, Bagon, Fearow

SURFING:

Lotad, Lombre

FISHING:

Lotad, Lombre, Tentacool, Magikarp, Remoraid

ROUTE 36:

GRASS:

Mareep, Flaaffy, Bagon, Golbat, Growlithe, Vulpix, Tangela

ROUTE 37:

GRASS:

Sunkern, Wooper, Electrike, Shinx, Shroomish, Nuzleaf, Zorua, Pancham, Gothita, Scraggy, Natu, Xatu

ROUTE 38:

GRASS:

Flaaffy, Mareep, Bouffalant, Boldore, Zebstrika, Paras, Pikachu

ROUTE 39:

GRASS:

Mareep, Miltank, Larvitar, Banette, Duskull, Combee, Vespiqueen

ROUTE 40:

SURFING:

Mantine, Corsola, Remoraid, Qwilfish

FISHING:

Qwilfish, Tentacool, Tentacruel, Corsola, Mantine, Remoraid, Gorebyss, Relicanth, Huntail

ROUTE 41:

SURFING:

Mantine, Wailmer, Seadra, Relicanth, Huntail

FISHING:

Remoraid, Mantine, Qwilfish, Corsola, Relicanth, Huntail, Gorebyss, Wailmer

ROUTE 42:

GRASS:

Slowpoke, Misdreavus, Gligar, Murkrow, Aipom, Flaaffy, Zorua, Pachirisu

SURFING:

Seel, Seadra, Spheal

FISHING:

Horsea, Goldeen, Psyduck, Barboach, Whiscash, Seadra

ROUTE 43:

GRASS:

Magnemite, Heracross, Sneasel, Phanpy, Donphan, Solrock, Lunatone, Stantler

SURFING:

Staryu, Starmie
 FISHING:
 Staryu, Seel, Spheal, Psyduck, Magikarp
 ROUTE 44:
 GRASS:
 Aipom, Sunflora, Sunkern, Yanma, Gligar, Sandshrew, Sandslash, Pikachu, Pidgey,
 Combee
 SURFING:
 Qwilfish, Corphish, Krabby
 FISHING:
 Krabby, Tentacool, Corphish, Magikarp
 ROUTE 45:
 GRASS:
 Stantler, Bouffalant, Tangela, Tauros, Miltank, Misdreavus, Dunsparce, Dugtrio,
 Absol, Abra
 ROUTE 46:
 GRASS:
 Growlithe, Graveler, Torkoal, Spinarak, Spinda, Kecleon, Baltoy, Vibrava
 CHERRY GROVE CITY:
 SURFING:
 Tentacool, Tentacruel, Poliwhirl
 FISHING:
 Poliwhirl, Poliwhag, Corsola, Tentacool, Tentacruel
 VIOLET CITY:
 SURFING:
 Wingull, Pelipper, Marill, Tentacruel, Luvdisc
 FISHING:
 Luvdisc, Wailmer, Corphish, Crawdaunt, Barboach, Whiscash, Clamperl, Relicanth
 GOLDENROD CITY:
 SURFING:
 Wingull, Pelipper, Marill, Clamperl
 FISHING:
 Clamperl, Barboach, Whiscash, Luvdisc
 ECRUTEAK CITY:
 SURFING:
 Poliwhag, Remoraid, Mantine
 FISHING:
 Magikarp, Feebas, Poliwhag, Crawdaunt
 OLIVINE CITY:
 SURFING:
 Horsea, Seel, Psyduck, Golduck
 FISHING:
 Horsea, Feebas, Magikarp, Mantine, Corsola, Kingler, Krabby

CIANWOOD CITY:

SURFING:

Marill, Azumarill, Relicanth

FISHING:

Marill, Lanturn, Wingull, Pelipper, Wailmer

BLACKTHORN CITY:

SURFING:

Magikarp, Corsola, Corphish, Barboach

FISHING:

Barboach, Feebas, Magikarp, Corsola, Crawdaunt, Remoraid, Mantine

SLOWPOKE WELL:

GRASS:

Slowpoke

SURFING:

Slowpoke

FISHING:

Slowpoke

ILEX FOREST:

GRASS:

Dustox, Silcoon, Cascoon, Caterpie, Weedle, Combee, Minun, Plusle, Sableye,
Nosepass

SURFING:

Lotad, Lombre, Surskit, Masquerain

FISHING:

Surskit, Feebas, Magikarp, Lotad, Lombre

DRAGON'S DEN:

SURFING:

Dratini

FISHING:

Magikarp, Wailmer, Poliwhg, Corsola

NATIONAL PARK:

GRASS:

Weedle, Caterpie, Butterfree, Silcoon, Beedrill, Ledyba, Spinarak, Pikachu, Pachirisu,
Minun, Plusle

SURFING:

Barboach, Luvdisc, Poliwhg, Remoraid, Magikarp

FISHING:

Poliwhg, Feebas, Magikarp, Luvdisc

ANECDOTES :



http://www.google.fr/imgres?imgurl=http%3A%2F%2Fwww.pokepedia.fr%2Fimages%2F5%2F54%2FJessie-JCC.png&imgrefurl=http%3A%2F%2Fwww.pokepedia.fr%2FJessie&h=275&w=200&tbnid=IGmoLsntfjmKkM%3A&docid=34NrrwUHLbidkM&ei=CWAhVrXLCMirU_CNqOAJ&tbm=isch&iact=rc&uact=3&dur=644&page=1&start=0&ndsp=9&ved=0CDMQrQMwBmoVChMI9fONnezHvAIVvNUUCh3wBgac



Reference to Mr. Pokemon from Johto.



Scarface...



Mc Donald/ Mc deino ^^ . Deino is a Pokemon.



Hanzo Hattori is [More info here](#) and [here](#).



[Famous Anime...](#) and a famous French Rapper^^



[A French/Maghrebian Sound very famous.](#)



Furet is a Pokemon name. Officially the words is "la belette". Only French peoples can understood.



You like/ love Rap so [click here!](#)



Names of Castle are the Japanese names of the
 Pokemon.



Scorpions...



Donatello, Michelangelo, ...



Passi - Le maton me guette. Rap Song.



A "Who wants to be a millionaire" parody.

Public document by Shogun and Ledxil. 2015-2016



[More information here.](#)



Team Rocket Motto.



Generique



This great men ^^.



no comment.



Abd al mawile→ Abd Al Malik (french rapper)



Troy, a film with brad pitt.



chuck Norris<Bruce Lee^^



Elliott Ness have caught and arrested A. Capone



Toshiro Mifune is the best



AC/DC



Rocky will kicking your ass Apollo Creed^^



No!!! It's impossibleee. Star Wars 5 (the best).



An advisory, just for fun.



Watch the "seven samurai" , uneducated young !



Mc Solaar→ Mc Solrock : Caroline and Hasta la vista.

BUG LIST :

Some trainers use item but they don't work.

Grammar errors

Error of connection between some maps

Trade (link system) doesn't work . But fight will work fine.

Some people are not scripted.

...

GALLERY :











